

त्रिपुरा हेतु
राज्य स्तरीय बैंकर्स समिति की बैठक
**STATE LEVEL BANKERS' COMMITTEE MEETING
FOR TRIPURA**



120th

December'2016

१२० वी

दिसम्बर '२०१६

Quarterly Review
तिमाही समीक्षा



Date : 27.02.2017 ★ Time : 11:00 AM

Venue: Pragna Bhawan, Hall No.: 4

कार्यसूची टिप्पण ★ AGENDA NOTES

युनाइटेड बैंक ऑफ इंडिया
(भारत सरकार का उपक्रम)
आपका बैंक



United Bank of India
(A Govt. of India Undertaking)
The Bank that begins with U

युनाइटेडबैंक ऑफ इंडिया
अग्रणी बैंक प्रभाग
प्रधान कार्यालय
11, हेमंत बसु सरणी
कोलकाता 700 001

United Bank of India
Lead Bank Division
Head Office
11, Hemanta Basu Sarani
Kolkata-700 001

संयोजक: त्रिपुरा राज्य स्तरिया बैंकर्स समिति

सन्दर्भ: एल. बी डि/एसएलबीसी/ टी/ 120 /2016-17

दिनांक: 20.02.2017

एस एल बी सी के सभी सदस्य

प्रिय महोदय,

विषय: त्रिपुरा राज्य स्तरीय बैंकर्स समिति की 120 वी
बैठक का कार्यसूची टिप्पण ।

उपर्युक्त सन्दर्भ मे हम आपको सूचित करते है की
त्रिपुरा राज्य स्तरीय बैंकर्स समिति की 120 वी बैठक
दिनांक 27.02.2017 को पूर्वान्ह 11:30 बजे "प्रज्ञा
भवन हॉल न. 4" आगारतला मे आयोजित की जाएगी
। कार्यसूची टिप्पण की एक प्रति भेज रहे है ।

अनुरोध है की आप उक्त बैठक मे अवश्य भाग ले ।

भवदीय

उप महा प्रबंधक एवं
मुख्य क्षेत्रीय प्रबंधक
त्रिपुरा क्षेत्र

Convener: State Level Bankers' Committee for Tripura

Ref: LBD/SLBC/T/ 120 /2016-17

Date: 20.02.2017

All members of SLBC

Dear Sir

Sub: Agenda Notes for the 120th Meeting of SLBC
Tripura

With reference to the above, we forward herewith
a set of Agenda Notes for the 120th meeting of
State Level Bankers' Committee for Tripura
scheduled to be held at 'Pragya Bhavan' Hall No.
4, Agartala on 27.02.2017 at 11:30 AM.

You are requested to kindly make it convenient to
attend the meeting.

Yours Faithfully,

Dy. General Manager &
Chief Regional Manager
Tripura Region



CONTENTS

Sl. no.	Agenda	Contents	Page
1		General information/Population Details/ Agricultural Scenario of Tripura/Network of Bank Branches & Vital Banking Statistics.	1-7
2	01	Confirmation of the proceedings of the 119 th meeting of SLBC for Tripura held on 12.12.2016	8
3		DigiDhan Mela	9
4	02	Pradhan Mantri Mudra Yojana	10-11
5		STAND-UP INDIA	12
6	03	Opening of Bank Branches in unbanked villages having population above 5000 in the State of Tripura	13-14
7	04	Financial Inclusion Plan (FIP)	15-23
		Pradhan Mantri Jan Dhan Yojana(PMJJDY)	15
		Social Security Schemes(PMSBY-PMJJBY-APY)	16-19
		Performance of Rural Self-Employment Training Institutes(RSETI), Financial Literacy Centers (FLC) & Financial Literacy Camps by Rural Branches	20-23
8	05	Credit-Deposit Ratio(CD Ratio) as on 31.12.2016	24-30
9	06	Annual Credit Plan	31-54
		>Achievement of Sector-wise ACP-2016-17 as on 31.12.2016	34
		Flow of Credit to Agriculture & Allied Activities	36
		>Bank-wise Target & Achievement of Lending to Agriculture	39
		>Achievement of Lending to New Farmers/ Farm Credit	42-43
		>Lending to Small & Marginal Farmers	46
		>Farmers' Club	47
		Flow of Credit to MSME	48-50
		Flow of Credit to Other Priority Sectors	51-54
		Potential Linked Credit Plan 2017-18 and Draft ACP 2017-18	55-62
10	07	Issuance of Kisan Credit Cards(KCC)—2016-17	63-66
		Performance of Banks in Crop & Term Loan	64
		Implementation of Issuing KCCs	65
		Pradhan Mantri Fasal Bima Yojana (PMFBY)	66
11	08	Self Help Groups(SHG)	67-69
		Performance under NRLM/NERLP/WSHG	68
		National Urban Livelihood Mission(NULM)	69
12	09	Recovery performance of Banks	70-77
		Bank-wise and Sector-wise Recovery Performance	72
		Bank-Wise & Government Programme-Wise Recovery Performance	73-76
		Joint Recovery/PDR Cases	78

13	10	Position of NPA Of Banks In The State Of Tripura	79-82
		Position of Technically Written-Off Accounts	81
		Status of Govt. Sponsored Schemes & NPA generated thereof	82
14	11	Performance of Banks in key areas in Tripura	83-89
		Branch Network & Population-Group Wise Deposit-Advance	84-85
		Performance in Lending to Priority Sector & Key Categories	86-87
		Quarterly Statement on Priority Sector Advance	88
		Regional imbalances in deployment of credit to various sectors of the economy	89
15	12	Bank wise- Scheme wise performance under different Govt. Sponsored	90-94
		Performance of Banks in PMEGP & SWAVALAMBAN	91-92
		Performance in Lending under Mini Dairy	93
		Performance in Lending under KCC(Fishery)	94
16	13	Educational Loans/Housing Loans & Specialized Schemes	95-98
17	14	SME financing & bottlenecks thereof	99
18	15	Timely submission of data by banks	100
19		Annexure related to Financial Inclusion	101-110
20		Branch & ATM Network in the State	111-112
21		Proceedings of 119th SLBC of Tripura held on 12.12.2016	113-123

Districts	<u>Tripura State</u>
	General Information
<p style="text-align: center;">Names of the districts</p> <ol style="list-style-type: none"> 1. North Tripura 2. Unakoti 3. Gomati 4. South Tripura 5. West Tripura 6. Sepahijala 7. Khowai 8. Dhalai <p>No. of Sub Divisions - 23 No. of Blocks - 58 No. of Autonomous Council - 1</p> <p>Total no of branches 505</p> <p>Average population covered per branch: 7268 <i>(Including RRB & Co-operative Banks)</i></p> <p>Lead Bank of 8 Districts UNITED BANK OF INDIA</p>	<ul style="list-style-type: none"> ➤ Capital: Agartala ➤ Area: 10491.69 sq. km. ➤ Population: 36.74 lac. (Male: 18.74 lac ○ Female: 18.00 lac) ➤ Literacy ratio:94.65% (Male: 96.65% ○ Female: 92.35%) ➤ Land utilization- ➤ Net Cropped Area: 2,55,070 ha ➤ Irrigation Potentials:- ➤ Source: Good average rainfall-2200mm During south west monsoon. ➤ No perennial river. ➤ Multi cropped area: 219428 ha ➤ Fishery water area: 23571 ha ➤ Cropping intensity: 186% ➤ Main crops: Rice, Potato, Pineapple and Vegetable. ➤ Plantation: Rubber, Mandarin oranges
	Convener of SLBC United Bank of India

Population Details of Tripura

Description	2001	2011
Approximate Population	32 Lakhs	36.74 Lakhs
Actual Population	3,199,203	3,673,917
Male	1,642,225	1,874,376
Female	1,556,978	1,799,541
Population Growth	15.74%	14.84%
Percentage of total Population	0.31%	0.30%
Sex Ratio	948	960
Child Sex Ratio	966	957
Density/km ²	305	350
Area(Km ²)	10,491.69	10,491.69
Total Child Population (0-6 Age)	436,446	458,014
Male Population (0-6 Age)	222,002	234,008
Female Population (0-6 Age)	214,444	224,006
Literacy	73.19%	94.65%(As on Sept' 2013)
Male Literacy	81.02%	96.65%(As on Sept' 2013)
Female Literacy	64.91%	92.35%(As on Sept' 2013)

Agricultural Scenario of Tripura

Area			
a)	Total area of the State		10,491.69 SqKms
b)	Altitude of Agartala		12.80 Mts
c)	Land Utilisation		
	i)	Total geographical area	10,43,169 ha.
	ii)	Net Cropped Area	2,55,070 ha.
	iii)	Forest area	6.29,426 ha.
	iv)	Area sown more than once	2,19,428 ha.
	v)	Gross Cropped Area	4,74,498 ha.
	vi)	Cropping intensity	186%
Agriculture			
a	Production of crops		
	i	Rice	7,11,831 MT
	ii	Wheat	300 MT
	iii	Maize	5,863 MT
	iv	Pulses	5,154 MT
	Total Foodgrains		7,23,148 MT
	v	Sugar cane	4,95,98 MT
	vi	Cotton (Bale =170 kg)	1,395 Bales
	vii	Jute (Bale =180 kg)	5,369 Bales
	viii	Mesta (Bale =180 kg)	7,003 Bales
	ix	Total oil seeds	4,613 MT
	x	Potato	94,554 MT
b	Fertilizer consumption		35133 MT
c	Per hectare use of fertilizer (NPK)		62 Kg/Ha
d	Bio-fertilizer distribution		1500 MT
e	Farmers trained		70,000 Nos.
f	Regulated agricultural markets		21
g	Cropping intensity (%)		190%
h	Jhum productivity		1050 Kg/Ha
i	Cold Storage		
	Agri Department		9 Nos
	Private		4 Nos

j	Mango	11,924.35 MT
k	Pineapple	1,08,009 MT
l	Orange	20,383 MT
m	Jackfruit	2,52,384 MT
n	Coconut	7,882 MT
o	Summer vegetable	1,43,665.66 MT
p	Others winter vegetable	1,62,602.05 MT
r	Amount disbursed	Rs. 84.96 Crores
Climate		
a	Normal annual rainfall	2,169.40 mm
b	Average actual annual rainfall	1,961.80 mm
c	Normal rainy days	99.2
d	Actual rainy days	82.5
Irrigation		
a	Cultivable area	2,79,050 ha.
b	Irrigable area	1,17,000 ha.
c	Potential created	1,19,000 ha.
d	Potential utilized	87,000 ha.

Network of Bank Branches in Tripura As on 31.12.2016

Population Group	March 2012	March 2013	March 2014	March 2015	March 2016	Dec 2016
Rural	187	217	229	248	265	268
	(57%)	(57%)	(54%)	54%	53%	53%
Semi- urban	67	84	107	117	127	131
	(20%)	(22%)	(25%)	25%	26%	26%
Urban	74	79	89	96	104	106
	(23%)	(21%)	(21%)	21%	21%	21%
TOTAL	328	380	425	461	496	505

(Figures in bracket indicate percentage of total branches.)

SLBC-TRIPURA

VITAL BANKING STATISTICS

(Amount Rs. in Crore)

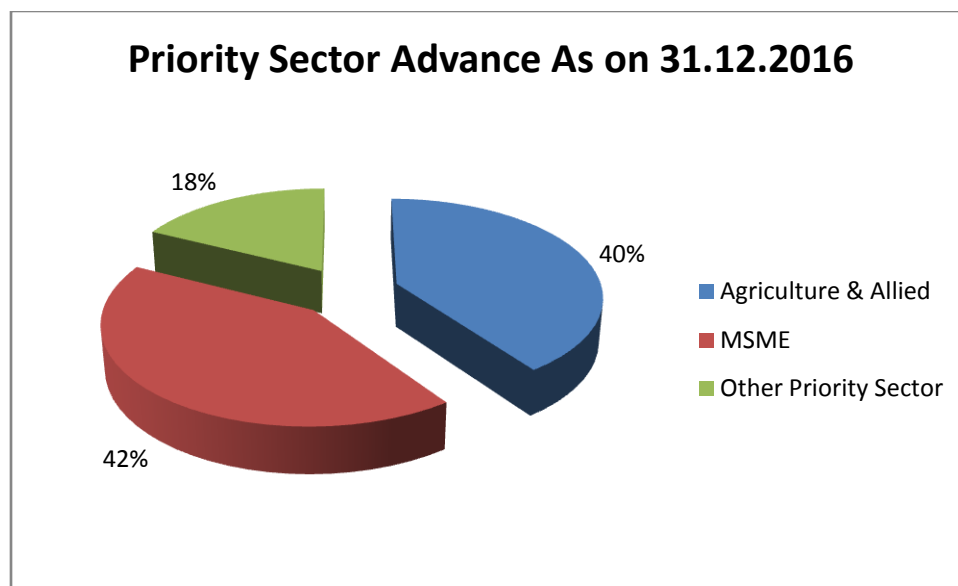
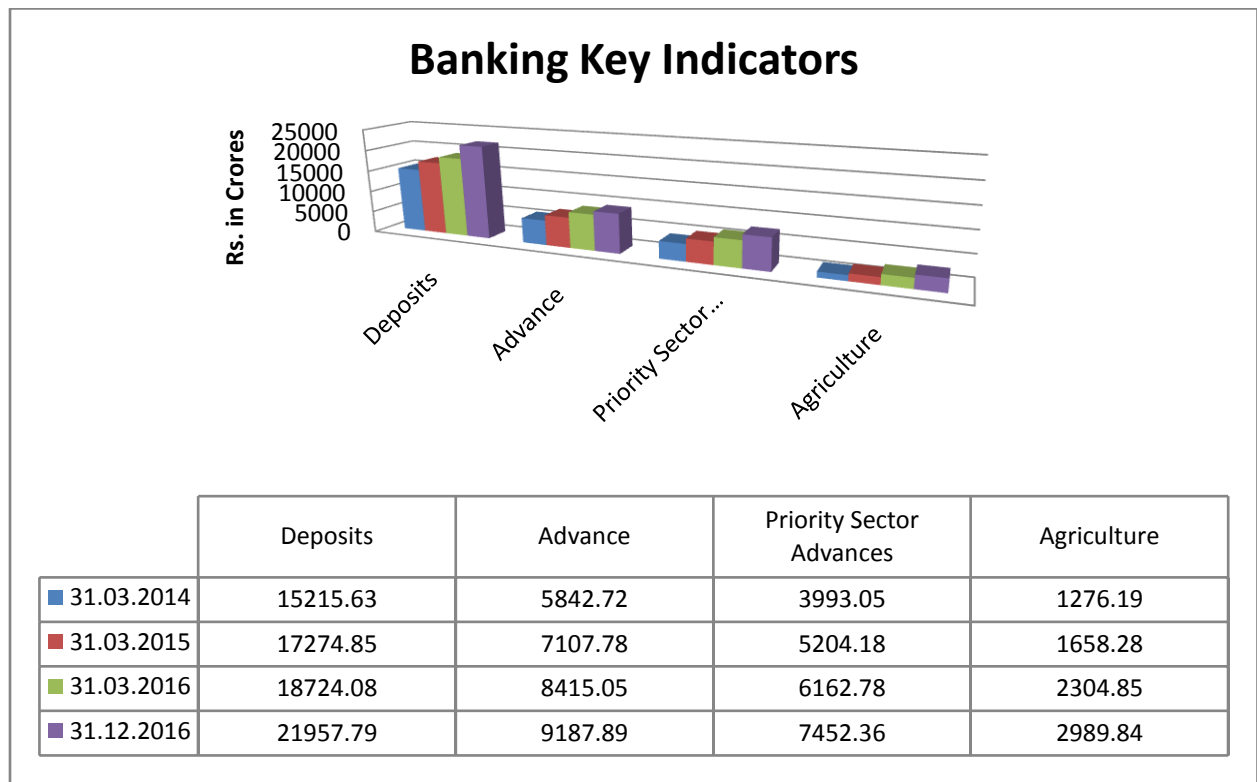
Sl.	Parameter	Dec'2015	March'2016	Dec'2016
1	No. of Branches	489	496	505
2	Total Deposits	17688.66	18724.08	21957.79
3	Total Advances	7827.83	8415.05	9187.89
4	CD Ratio	44	45	42
5	C+I: Deposit Ratio	68	67	57
6	Priority Sector Advances (PSA)	5618.57	6162.78	7452.36
7	% of PSA to ANBC	79	87	95
8	Agriculture Advances	1896.11	2304.85	2989.84
9	% of Agri Advances to ANBC	27	37	38
10	MSE Advances	2664.14	2694.85	3149.17
11	Education Loans	109.88	114.27	113.86
12	Housing Loans	1246.29	1311.54	1380.05
13	DRI Advances	3.21	3.18	1.74
14	% of DRI Advances to ANBC	0.04	0.04	0.02
15	Schedules Caste/ Scheduled Tribe Advances	1835.25	1914.56	2173.78
16	Advances to Women Entrepreneurs	1381.78	1414.33	1477.56
17	% of Advances to Women Entrepreneurs to ANBC	19.00	19.90	18.88
18	Weaker Section Advances	3330.51	3390.70	3658.99
19	% of Weaker Advances to ANBC	47	48	47
20	Minority Community Advances	272.70	282.73	488.88
21	% of Minority Community Advances to Prisec Advances	3.83	4.59	6.25

DISBURSEMENT PARTICULARS UNDER ANNUAL CREDIT PLAN

(Amount Rs in crore)

Sector	2015-16 As on Dec'2015			2016-17 As on Dec'2016		
	Plan	Achievement (April'15-Dec'15)	% to Target	Plan	Achievement (April'16-Dec'16)	% to Target
Agriculture	1141.16	711.06	62	1296.82	1116.50	86
MSME	822.67	746.27	91	967.06	923.41	95
Other Prisec	549.73	346.25	63	601.19	493.44	82
Total Prisec	2513.56	1803.58	72	2865.07	2533.35	88
Non-Prisec	426.49	360.80	85	469.16	352.61	75
Grand Total	2940.05	2164.37	74	3334.24	2885.96	87

Banking Key Indicators for the State of TRIPURA



**CONFIRMATION OF PROCEEDINGS OF
THE 119th MEETING OF THE SLBC FOR TRIPURA**

The proceedings and action points of the 119th Meeting of SLBC for Tripura, held on 12.12.2016 was circulated under the cover of Convener Bank's letter no. LBD/SLBC/Tripura/ 690/2016-17 dt. 23.12.2016; the same may please be confirmed by the House.

DigiDhan Mela

Objectives of DigiDhan Mela are to generate awareness among citizens and merchants about various digital payment systems available and also help people to open bank accounts and enroll for Aadhaar. It also aims to handhold users in downloading, installing and using various digital payment systems for carrying out digital transactions. The initiative plans to enable citizens and merchants to undertake real time digital transactions through the DigiDhan Bazaar.

The participants of DigiDhan Mela are banks, telecom companies, mobile wallet operators, transportation network companies, Aadhaar enabled payment system (AEPS) vendors, Department of Post, merchants (through marketing associations), co-operatives like Kendriya Bhandar and organized retail fruits and vegetable chains like Safal, milk booths, agricultural produce marketing committees, etc.

The participants would be explaining various options available for digital payments; they would also be assisting visitors in downloading and installing various mobile apps for digital payments and helped them do one digital transaction. Help would also be extended to citizens for opening their bank accounts, to enroll them into Aadhaar and to enable their existing accounts into AEPS accounts.

Citizens who wish to be enrolled in Aadhaar should carry the following:

- A proof of identity with name and photo
- Proof of address
- Proof of date of birth (PAN card, Passport or Birth Certificate)

Citizens should carry their bank account details to enable the apps.

Merchants are requested to carry the following documents to digitally enable their accounts:

- Company proof
- PAN Card (of the proprietor and the company)
- KYC (Driving License/Passport/Aadhaar Card/Voter ID) – Any one
- Bank account details and IFSC Code

DigiDhan Mela is primarily targeted at urban populace and looks to supplement the rural effort of promoting digital payments being led by the Common Services Centres. The Mela will provide free WiFi to enable citizens to download and install mobile apps for aiding on the spot digital payments.

DigiDhan Mela in Tripura:

Tripura State Government organized DigiDhan Mela on 21.02.2017 at Agartala to encourage, guide and engage the citizens, customers and merchants to increasingly shift towards cashless payment modes across the State. Major Banks of the State, Other PSUs, Telecom Companies and Government Departments participated in the Mela for awareness of the people towards digital payments. To encourage adoption of digital payments by local residents, the Mela continued daylong where the local residents interacted with banks and other stakeholders, got apps downloaded and understood how to use digital transactions.

PRADHAN MANTRI MUDRA YOJANA (PMMY)**Action Points emerged in the 119th SLBC Meeting held on 12.12.2016**

All Banks are to exert effort to achieve MUDRA Target for FY 2016-17 as on 31.03.2017(**Action : All Banks**)

Status of implementation

All Banks/Lending Institutions have made an achievement of Rs. 264.31 Crores with 64637 numbers of accounts as on 31.12.2016, against the annual target of Rs. 401.84 Crores i.e. 66% of the target.

Action Points emerged in the 119th SLBC Meeting held on 12.12.2016

NABARD to take up with their Central Office in respect of extending credit guarantee under CGTMSE/other credit guarantee coverage schemes to RRB and State Cooperative Banks so that TGB and TSCB may also take the benefit while sanctioning MUDRA and SUI loans.

(Action: NABARD)

Status of implementation

It has been informed that NABARD, Tripura Regional Office has taken up the matter with their competent authority and decision is awaited in this regard.

Performance of the Banks in the State of Tripura as on 31.12.2016 (from 01.04.2016 to 31.12.2016) is furnished below:

Amt. Rs. In Crores

Bank Name	Shishu (Loans up to Rs. 50,000)		Kishore (Loans from Rs. 50,001 to Rs. 5.00 Lakh)		Tarun (Loans from Rs. 5.00 to Rs. 10.00 Lakh)		Total	
	A/Cs	Amt	A/Cs	Amt	A/Cs	Amt	A/Cs	Amt
Public Sector Banks	2553	8.63	2932	51.50	367	27.67	5852	87.79
Private Sector Banks	9304	20.77	147	1.95	30	2.18	9481	24.89
RRBs	10772	34.28	1692	25.64	88	5.21	12552	65.13
Co-Op Banks	257	0.13	195	1.95	125	11.88	577	13.96
Sub- Total	22886	63.81	4966	81.04	610	46.94	28462	191.77
NBFCs	35917	70.66	258	1.88	0	0.00	36175	72.54
Grand Total	58803	134.47	5224	82.92	610	46.94	64637	264.31

Bank wise details of disbursement is Annexed.

Bank Type :	All	Bank :	All	State :	Tripura					
Scheme :	PMMY	Financial Year :	2016-2017	Data Till Date :	31/12/2016					
[Amount Rs. in Crore]										
Sr No	Bank Type Name	Bank Name	Shishu (Loans up to Rs. 50,000)		Kishore (Loans from Rs. 50,001)		Tarun (Loans from Rs.)		Total	
			A/Cs	Disb. Amt.	A/Cs	Disb. Amt.	A/Cs	Disb. Amt.	A/Cs	Disb. Amt.
1	NBFC-Micro Finance Institutions									
1.1	Annapurna Microfinance Pvt.		52	0.11	0	0	0	0	52	0.11
1.2	Village Financial Services Pvt Ltd		8202	12.29	0	0	0	0	8202	12.29
1.3	ASA International India		11382	19.97	0	0	0	0	11382	19.97
1.4	Ujjivan Financial Services		13563	31.62	258	1.88	0	0	13821	33.5
1.5	JANALAKSHMI FINANCIAL		0	0	0	0	0	0	0	0
1.6	RGVN (NORTH EAST)		2718	6.67	0	0	0	0	2718	6.67
1.7	Arohan Financial Services Pvt.		0	0	0	0	0	0	0	0
	Total		35917	70.66	258	1.88	0	0	36175	72.54
2	SBI and Associates									
2.1	State Bank of India		187	0.84	467	9.03	47	3.54	701	13.41
2.2	State Bank of Bikaner and Jaipur		0	0	3	0.08	1	0.1	4	0.18
2.3	State Bank of Hyderabad		0	0	0	0	0	0	0	0
	Total		187	0.84	470	9.1	48	3.64	705	13.58
3	Public Sector Commercial Banks									
3.1	Allahabad Bank		6	0.02	20	0.47	3	0.21	29	0.7
3.2	Andhra Bank		7	0.04	6	0.13	1	0.06	14	0.22
3.3	Bank of Baroda		30	0.11	40	0.85	2	0.18	72	1.14
3.4	Bank of India		254	1.03	215	3.94	18	1.26	487	6.22
3.5	Bank of Maharashtra		3	0.01	22	0.51	3	0.27	28	0.79
3.6	Canara Bank		304	1.02	151	3.09	28	2.23	483	6.35
3.7	Central Bank of India		25	0.11	32	1.21	1	0.06	58	1.39
3.8	Corporation Bank		35	0.08	34	0.28	5	0.3	74	0.66
3.9	Dena Bank		53	0.02	1	0.01	0	0	54	0.03
3.1	Indian Bank		5	0	9	0.17	1	0.08	15	0.26
3.11	Indian Overseas Bank		6	0.03	34	0.6	2	0.17	42	0.79
3.12	Oriental Bank of Commerce		8	0.03	5	0.07	0	0	13	0.1
3.13	Punjab National Bank		6	0.03	9	0.09	2	0.2	17	0.31
3.14	Syndicate Bank		61	0.21	104	1.89	1	0.1	166	2.2
3.15	Union Bank of India		47	0.21	61	0.87	8	0.48	116	1.57
3.16	United Bank of India		1205	3.82	1412	22.81	182	13.86	2799	40.48
3.17	Punjab & Sind Bank		2	0.01	7	0.06	2	0.2	11	0.27
3.18	UCO Bank		137	0.41	175	2.98	41	2.86	353	6.26
3.19	Vijaya Bank		19	0.07	25	0.6	8	0.65	52	1.33
3.2	IDBI Bank Limited		60	0.21	86	1.57	9	0.72	155	2.5
3.21	Bharatiya Mahila Bank		93	0.33	14	0.19	2	0.14	109	0.67
	Total		2366	7.79	2462	42.4	319	24.03	5147	74.21
4	Private Sector Commercial Banks									
4.1	South Indian Bank		0	0	4	0.08	0	0	4	0.08
4.2	ICICI Bank		2012	4.91	0	0	1	0.06	2013	4.97
4.3	IndusInd Bank		0	0	143	1.86	29	2.11	172	3.98
4.4	HDFC Bank		3732	8.64	0	0	0	0	3732	8.64
4.5	Bandhan Bank		3560	7.22	0	0	0	0	3560	7.22
	Total		9304	20.77	147	1.95	30	2.18	9481	24.89
5	Regional Rural Banks									
5.1	Tripura Gramin Bank		10772	34.28	1692	25.64	88	5.21	12552	65.13
	Total		10772	34.28	1692	25.64	88	5.21	12552	65.13
6	Cooperative Banks									
6.1	Tripura State Cooperative Bank		257	0.13	195	1.95	125	11.88	577	13.96
	Total		257	0.13	195	1.95	125	11.88	577	13.96
	Grand Total		58803	134.47	5224	82.92	610	46.94	64637	264.31

STAND-UP INDIA

Stand-Up India Scheme facilitates bank loans between Rs.10 lakh and Rs. 1 crore to at least one Scheduled Caste (SC) or Scheduled Tribe (ST) borrower and at least one woman borrower per bank branch for setting up a Greenfield Enterprise.

Action Points emerged in the 119th SLBC Meeting held on 12.12.2016

All Banks are to exert effort to achieve Stand-Up India Target for FY 2016-17 (**Action : All Banks**)

Status of implementation

Loans under the scheme have been extended to 76 SC/ST/Women beneficiaries amounting to Rs. 12.24 Crores up to the third quarter of the Year.

Bank-wise Progress under the Scheme as on 31st Dec'2016 is as follows:-

Sl.	Bank	Amt.: Rs. In Lakhs					
		SC/ST		Women		TOTAL	
		No.	Amt.	No.	Amt.	No.	Amt.
1	Allahabad	1	30.00	1	30.00	1	30.00
2	Andhra Bank	1	10.00	0	0.00	1	10.00
3	Bank of India	0	0.00	1	20.00	1	20.00
4	Canara Bank	1	12.78	2	28.00	3	40.78
5	IDBI Bank	1	10.30	1	10.01	2	20.31
6	IndusInd Bank	1	21.70	4	74.00	5	95.70
7	Punjab & Sind Bank	1	10.00	0	0.00	1	10.00
8	State Bank of India	3	40.00	5	79.75	7	99.75
9	Syndicate Bank	1	11.00	0	0.00	1	11.00
10	Tripura Gramin Bank	5	94.50	2	35.00	7	129.50
11	UCO Bank	1	13.37	3	58.00	4	71.37
12	United Bank of India	16	257.50	30	473.37	41	660.87
13	Vijaya Bank	2	24.50	0	0.00	2	24.50
GRAND TOTAL		34	535.65	49	808.13	76	1223.78

Banks are requested to exert efforts to achieve targets set under Stand Up India for FY-2016-17 during remaining months of the year.

Opening of Bank Branches in unbanked villages having population above 5000 in the State of Tripura

Action Points emerged in the 119th SLBC Meeting held on 12.12.2016

Banks to submit status report on opening of branches in unbanked villages having population above 5000(**Action: Banks**)

Status of implementation

Out of the 19 Villages having population more than 5000 allotted to different Banks for opening of Brick and Mortar Branches, so far no Branch has been opened. However, member banks are requested to report the development in this regard.

ALLOCATION OF UNBANKED VILLAGES HAVING POPULATION ABOVE 5000 TO DIFFERENT SCHEDULED COMMERCIAL BANKS											
Name of the State				TRIPURA							
Sl.	District	Block	Name of GP	GP having Bank Branch or Not (Yes or No)	Name of Unbanked Village > 5000	Population as per 2011 Census	Availability of Bank		Banking Services (Preferably loans) provided by Banks (Specify Name of Banks as per service area)	Allotted to Bank (Specify Name) for Branch Opening	Remarks
							YES/NO	If YES, Engaged By			
1	West	Dukli	Belabar	No	Belabar	8648	Yes	TGB	UBI Camper Bazar	Indian Bank	Under Process
2	West	Dukli	Charipara	No	Charipara	6710	Yes	TGB	TGB Camper Bazar	UCO Bank	Under Process
3	West	Dukli	Ishan Chandra Nagar	No	Ishan Chandra Nagar	5944	Yes	UBI	UBI Badharghat	Vijaya Bank	Under Process
4	West	Dukli	Maheshkhola	No	Maheshkhola	5107	Yes	SBI	SBI Dukli	Canara Bank	Under Process
5	Dhalai	Ambassa	Kamalacherra	No	Kamalacherra	5524	Yes	TGB	UBI Ambassa	Central Bank of India	Under Process
6	Dhalai	Ambassa	Lalcherra	No	Lalcherra	6529	Yes	UBI	TGB Kachucherra	TGB	Under Process
7	Dhalai	Manu	Mainama	No	Mainama	6168	Yes	TGB	UBI Chailengta	Bank of India	Under Process
8	Dhalai	Manu	Jamircharra	No	Jamircharra	6617	Yes	UBI	BOI-Dhumacherra	Union Bank of India	Under Process
9	North	Kadamtala	Baghan	No	Baghan	5179	Yes	TGB	Syndicate Bank	Syndicate Bank	Under Process
10	North	Jubarajnagar	Kameswar	No	Kameswar	5319	Yes	UBI	UBI Dharmanagar	UBI	Under Process
11	North	Jubarajnagar	Radhapur	No	Radhapur	5678	Yes	UBI	UBI Dharmanagar	IDBI	Under Process
12	North	Laljuri	Chandipur	No	Chandipur	5133	Yes	TGB	UBI Kanchanpur	Axis Bank	Under Process
13	Sepahijala	Jampuijala	Paschim Takarjala	No	Paschim Takarjala	5779	Yes	TSCB	TGB Jampuijala	SBI	Under Process
14	Sepahijala	Jampuijala	Ratanpur	No	Ratanpur	5233	Yes	TSCB	P & SB Gabordi	P & SB	Under Process
15	Khowai	Teliamura	Dakshin Krishnapur	No	Dakshin Krishnapur	5049	Yes	UBI	TGB Teliamura	Allahabad Bank	Under Process
16	Khowai	Teliamura	Madhya Krishnapur	No	Madhya Krishnapur	5224	Yes	UBI	TGB Teliamura	Andhra Bank	Under Process
17	Khowai	Teliamura	Sardu Karkari	No	Sardu Karkari	6087	Yes	TGB	UBI Chakmaghat SDM	IOB	Under Process
18	Khowai	Mungiakami	Uttar Gokulnagar	No	Uttar Gokulnagar	5233	Yes	TGB	UBI Chakmaghat SDM	HDFC	Under Process
19	Unakoti	Pecharthal	Nabincherra	No	Nabincherra	5025	Yes	TGB	IOB Pecharthal	ICICI	Under Process

FINANCIAL INCLUSION

Pradhan Mantri Jan Dhan Yojana (PMJDY).

Performance of PMJDY as on 25.01.2017 for the State of Tripura is furnished below:

Rural Accounts	Urban Accounts	Total Accounts	Deposit (Rs/crore)	Aadhaar Seeded	Zero balance A/cs	RuPay card issued
No.	No.	No.	Amt.	No.	No.	No.
609162	235148	844310	755.08*	632837	96023	698415
In Percentage						
72.14	27.86			74.95	11.37	82.72

* Average deposit per account Rs 8943/-

27.55 crore PMJDY accounts have been opened till 25.01.2017 across the country with deposit of Rs 65421.24 crore with an average deposit of Rs. 2374/- per account as against average deposit of Rs 8943/- per account in the State of Tripura.

Aadhaar seeding percentage is 74.95% in Tripura as compared to 59.347 % across the country. On the issue of bulk seeding of Aadhaar numbers from MNREGA database or database of other department, all banks are to observe due diligence and obtain written consent of the customer before seeding the Aadhaar number in the Bank account. All banks are requested to push up Aadhaar seeding for smooth DBT transactions.

All the banks in the State of Tripura issued Rupay Cards to 82.72% PMJDY customers against national issuance of 77.97%. Activation of Rupay cards is an area of concern for banks in Tripura. Bank Mitras should use Rupay Card compliant hand-held devices at the earliest, so that all the beneficiaries get the benefit of Rs. 1 lac inbuilt accident insurance. This area needs attention by all banks.

Zero balance accounts contribute 11.37% of total PMJDY accounts opened in the State as compared to 24.40% across the country. Bankers are requested to convert all zero balance accounts into operative accounts.

DFS, MoF, GoI is reviewing the progress of PMJDY in respect of Financial Literacy, Rupay Card activation and status of Bank Mitras through Video Conferencing on regular basis. SLBC Desk Tripura along with member banks and State Mission Director (PMJDY) participate in VCs. SLBC communicates the direction of the DFS regularly to member banks for implementation.

Social Security Schemes:

Performance of 3 Social Security Schemes viz. Pradhan Mantri Suraksha Bima Yojana (PMSBY), Pradhan Mantri Jeevan Jyoti Bima Yojana (PMJJBY) and Atal Pension Yojana (APY) as on 31.12.2016 is furnished below:

Bank Type	PMSBY	PMJJBY	APY	Total
PSB	133733	49295	5230	188258
RRB	237988	83916	3877	325781
Private	1672	1310	523	3505
Co-op	7833	4385	25	12243
Total	381226	138906	9655	529787

Amendment in rules for implementation of PMJJBY:

It has been advised by DFS, MoF, GoI (letter F.No.H-12011/2/2015-Ins.II dated 02.05.2016) to incorporate a lien clause in the rules of PMJJBY with effect from 01.06.2016 whereby claims for deaths which occur during first 45 days from the date of enrollment will not be paid, effectively meaning that the risk cover will commence only after the completion of 45 days from the date of enrollment into the scheme by the member. **However, death due to accident will be exempted from the lien clause.**

Performance of PMSBY, PMJJBY & APY as on 31.12.2016 is also furnished below:

Sl.	Name Of Bank	STATE TOTAL		
		SBY	JBY	APY
1	Allahabad Bank	539	214	16
2	Andhra Bank	392	256	109
3	Bank of Baroda	3963	997	205
4	Bank of India	9252	2680	410
5	Bank of Maharashtra	202	91	45
6	Bharatiya Mahila bank	1660	160	65
7	Canara Bank	6302	3925	896
8	Central Bank of India	2219	1443	36
9	Corporation Bank	363	179	45
10	Dena Bank	523	51	8
11	Indian Bank	467	284	54
12	IDBI BANK	2277	908	125
13	IOB	2734	918	33
14	OBC	945	87	2
15	Punjab & Sind Bank	705	97	9
16	Punjab National Bank	1596	206	15
17	State Bank of India	27846	7614	509
18	Syndicate Bank	3436	732	90
19	Union Bank of India	2171	1216	153
20	United Bank of India	53803	21841	1226
21	UCO Bank	11540	5100	1115
22	Vijaya Bank	798	296	64
PUBLIC SECTOR BANKS		133733	49295	5230
23	AXIS BANK	630	799	414
24	Federal Bank	75	39	0
25	HDFC	537	272	34
26	ICICI	276	83	68
27	Indusind Bank	1	5	0
28	Kotak Mahindra Bank	55	35	0
29	SOUTH INDIAN BANK	98	77	7
30	YES Bank	0	0	0
PVT. SECTOR BANKS		1672	1310	523
31	Tripura Gramin Bank	237988	83916	3877
RRB		237988	83916	3877
32	ACUB	0	0	0
33	TSCB	7833	4385	25
Co-Op Banks		7833	4385	25
TOTAL		381226	138906	9655
GRAND TOTAL		529787		

Claim Position under PMJJBY & PMSBY

All the banks have submitted 20 claims under PMSBY, out of which claim has been settled for 5 cases, pending for 5 cases and rejected for 10 cases.

Similarly, all the banks have submitted 189 claims under PMJJBY, out of which claims have been settled for 148 cases, pending for 32 cases and rejected for 9 cases.

Bank wise details are furnished in Annexure.

PMSBY & PMJJBY--CLAIM STATUS(As on 31.12.2016)

Sl.	Bank	PMSBY				PMJJBY			
		Claims Made	Claims Settled	Under Process	Rejected	Claims Made	Claims Settled	Under Process	Rejected
1	Allahabad Bank	0	0	0	0	1	1	0	0
2	Andhra Bank	0	0	0	0	1	1	0	0
3	Bank of Baroda	1	1	0	0	2	2	0	0
4	Bank of Maharashtra	0	0	0	0	1	1	0	0
5	Canara Bank	0	0	0	0	5	4	1	0
6	Central Bank of India	0	0	0	0	1	1	0	0
7	IDBI BANK	0	0	0	0	2	0	2	0
8	Indian Bank	0	0	0	0	1	1	0	0
9	Indian Overseas Bank	0	0	0	0	1	1	0	0
10	Punjab & Sindh Bank	0	0	0	0	1	1	0	0
11	State Bank of India	0	0	0	0	23	20	0	3
12	Syndicate Bank	0	0	0	0	2	1	1	0
13	Union Bank of India	0	0	0	0	0	0	0	0
14	United Bank of India	3	3	0	0	61	58	1	2
15	UCO Bank	0	0	0	0	4	4	0	0
16	Vijaya Bank	0	0	0	0	1	1	0	0
A	Sub Total of Public Sec. Bank	4	4	0	0	107	97	5	5
B	Sub Total of Pvt. Sec. Bank	0	0	0	0	0	0	0	0
17	Tripura Gramin Bank	16	1	5	10	78	47	27	4
C	Sub Total of RRB	16	1	5	10	78	47	27	4
18	TSCB	0	0	0	0	4	4	0	0
D	Sub Total of Coop.Banks	0	0	0	0	4	4	0	0
GRAND TOTAL		20	5	5	10	189	148	32	9

Progress in extension of banking facilities as per Financial Inclusion Plan:

The banks have already set up banking outlets in all the 419 villages having 2000 or more population mainly through BC model and Brick and Mortar branches in some villages. BCAs were engaged in 414 villages. B & M branches were opened in 5 (five) villages. 607779 accounts have been rolled out to give coverage of one family-one account.

The Banks have since covered all the 619 villages having population less than 2000 through BC model. It was also directed to open brick & mortar branches in at least 5% of the total villages under FI Plan. Accordingly, SLBC Tripura identified 35 centers for opening of Brick & Mortar Branches and allotted among the different Banks. So far, 34 Brick & Mortar branches have already been opened and 1 (One) branch is yet to be opened in the village namely Thirthamukh by TSCB.

Besides, 85 number of Brick & Mortar branches have been opened in rural areas of Tripura to cater to the needs of people under Financial Inclusion plan.

Convergence of insurance facilities with the FI initiatives:

Operational from 1st of June, 2015, the 3 Social Security Schemes launched by the Hon'ble Prime Minister of India, namely Pradhan Mantri Suraksha BimaYojana(PMSBY), Pradhan Mantri Jeevan Jyoti Bima Yojana(PMJJB) and Atal Pension Yojana(APY) are in implementation in the State and have shown satisfactory achievement.

Progress in GIS data entry:

GIS data entry has been completed for all the 8 lead districts of the State. The concerned LDMs have been advised to keep updating the entries as and when occasions arise.

Financial Literacy Centers:

Action Points emerged in the 119th SLBC meeting held on 12.12.2016:

Each FLC and rural branch would conduct minimum one outdoor / indoor literacy camp once in a month. (Action : All FLC & Rural branches)

Status of implementation

The 14 FLCs have conducted 103 literacy camps during the third quarter with participation of 5336 persons.

Besides, 250 rural branches have conducted 700 camps during the same period with participation of 10360 persons thus averaging 2.80 Camps per branch during the quarter.

CREDIT PLUS ACTIVITIES: - Monitoring initiatives for providing 'Credit Plus' activities by banks and State Government such as setting up of Credit Counseling Centers and RSETIs for providing skills and capacity building to manage businesses.

RSETI :

Five RSETIs are providing skill development training for the Rural Unemployed youth of all the 8 districts in the State. These RSETIs are functioning in premises temporarily arranged for the purpose. The State Government has allocated land to RSETIs at Dhalai, Udaipur & Kumarghat for constructing permanent premises.

Performance of RSETIs:

The five RSETIs in Tripura trained 2215 participants during the first 3 quarters of FY 2016-17. Out of the total participants, 658 people got employed with their own fund, 668 have got self-employed through bank loan and 49 have been wage employed thus registering employment percentage of 62.08 %.

The performance of the 5 RSETIs during the current financial year is Annexed.

STATE-TRIPURA																
Performance of RSETIs in Tripura (upto 31.12.2016)												Agenda Item No. 3				
												Annexure No.				
RSETI - UBI -Udaipur,Gomati																
F.Y	No. of Programme	No. of Participants			Out of total Participants				No. of Trainees Employed				Financial Status of Trainees			
		Male	Female	Total	SC	ST	OBC	MC	With owned fund	With bank Loan	Wage Employed	Total	APL	BPL	TOTAL	
2009-10	12	53	246	299	67	57	63	28	12	246	20	278	67	232	299	
2010-11	16	196	211	407	88	55	84	56	35	247	40	322	235	172	407	
2011-12	25	352	248	600	120	83	138	50	11	484	15	510	333	267	600	
2012-13	22	284	270	554	119	105	140	33	42	348	43	433	309	245	554	
2013-14	26	429	308	737	136	156	178	45	7	499	54	560	405	332	737	
2014-15	29	469	277	746	169	67	480	30	5	466	0	471	394	352	746	
2015-16	30	481	304	785	174	84	194	42	120	130	0	250	402	383	785	
2016-17	17	272	205	477	116	213	79	12	283	106	8	397	182	295	477	
Total	177	2536	2069	4605	989	820	1356	296	515	2526	180	3221	2327	2278	4605	
RSETI - UBI - Ambassa ,Dhalai																
F.Y	No. of Programme	No. of Participants			Out of total Participants				No. of Trainees Employed				Financial Status of Trainees			
		Male	Female	Total	SC	ST	OBC	MC	With owned fund	With bank Loan	Wage Employed	Total	APL	BPL	TOTAL	
2010-11	3	31	21	52	6	13	7	0	4	21	0	25	20	32	52	
2011-12	9	100	143	243	35	120	57	2	30	121	42	193	110	133	243	
2012-13	15	182	162	344	74	108	80	8	57	186	9	252	169	175	344	
2013-14	23	286	271	557	109	241	84	30	31	165	61	257	284	273	557	
2014-15	25	370	341	711	158	317	151	4	97	384	41	522	381	330	711	
2015-16	26	339	278	617	145	268	189	4	74	308	32	414	269	348	617	
2016-17	17	266	210	476	75	321	47	2	61	187	23	271	107	369	476	
Total	118	1574	1426	3000	602	1388	615	50	354	1372	208	1934	1340	1660	3000	
RSETI - TGB -SEPAHIJALA, Sepahijala																
F.Y	No. of Programme	No. of Participants			Out of total Participants				No. of Trainees Employed				Financial Status of Trainees			
		Male	Female	Total	SC	ST	OBC	MC	With owned fund	With bank Loan	Wage Employed	Total	APL	BPL	TOTAL	
2008-09	1	11	5	16	4	4	2	1	0	16	0	16	0	16	16	
2009-10	9	73	174	247	32	110	51	8	12	235	0	247	0	247	247	
2010-11	1	0	23	23	4	1	8	0	0	23	0	23	0	23	23	
2011-12	10	33	250	283	70	43	37	13	0	194	0	194	0	283	283	
2012-13	4	5	135	140	52	7	30	16	0	100	0	100	0	140	140	
2013-14	3	12	88	100	8	46	16	14	0	22	0	22	0	100	100	
2014-15	23	122	679	801	143	178	255	98	40	459	0	499	173	628	801	
2015-16	29	362	422	784	122	324	182	87	519	222	0	741	498	286	784	
2016-17	20	117	468	585	98	268	126	62	204	92	0	296	127	458	585	
Total	100	735	2244	2979	533	981	707	299	775	1363	0	2138	798	2181	2979	
RUDSETI, AGARTALA (Promoted by Syndicate & Canara Bank), West Tripura																
F.Y	No. of Programme	No. of Participants			Out of total Participants				No. of Trainees Employed				Financial Status of Trainees			
		Male	Female	Total	SC	ST	OBC	MC	With owned fund	With bank Loan	Wage Employed	Total	APL	BPL	TOTAL	
2011-12	8	65	210	275	77	138	28	15	74	95	0	169	119	156	275	
2012-13	23	241	524	765	262	243	166	25	451	93	0	544	216	549	765	
2013-14	24	228	514	742	139	374	129	24	309	123	0	432	350	392	742	
2014-15	20	195	369	564	68	403	37	20	221	20	0	241	256	308	564	
2015-16	30	498	288	786	124	322	152	17	190	367	0	557	504	282	786	
2016-17	12	29	279	308	109	37	72	26	37	245	0	282	158	150	308	
Total	117	1256	2184	3440	779	1517	584	127	1282	943	0	2225	1603	1837	3440	
RSETI - SBI -Kumarghat, Unakoti.																
F.Y	No. of Programme	No. of Participants			Out of total Participants				No. of Trainees Employed				Financial Status of Trainees			
		Male	Female	Total	SC	ST	OBC	MC	With owned fund	With bank Loan	Wage Employed	Total	APL	BPL	TOTAL	
2013-14	18	227	125	352	76	70	89	88	35	116	78	229	44	308	352	
2014-15	29	269	448	717	148	244	148	95	191	123	112	426	23	694	717	
2015-16	29	435	342	777	131	389	140	40	254	156	38	448	150	627	777	
2016-17	16	191	178	369	100	162	76	1	73	38	18	129	81	288	369	
Total	92	1122	1093	2215	455	865	453	224	553	433	246	1232	298	1917	2215	

QUARTERLY REPORT										
FINANCIAL LITERACY CENTRES-- REPORT FOR THE QUARTER ENDED DECEMBER 2016										
Sl.	State	District	Location(Metro, Urban, SU, Rural)	Address	Date of start of functioning	Name of Sponsoring Bank	No. of Literacy Camps undertaken during the quarter as per RBI guidelines using standardized financial literacy material of RBI	No. of Persons participated in Literacy Camps during the quarter	Out of Persons participated, number of persons already having bank a/c at the time of attending the camp	Out of persons participated, no. of persons opened bank a/c after attending the camp
1	Tripura	Gomati	Semi-Urban	R-Seti,Udaipur	27.03.09	UBI	23	959	807	114
2	Tripura	Dhalai	Rural	R-Seti, Ambassa	25.01.11	UBI	7	238	19	35
3	Tripura	Sepahijala	Urban	R-Seti, Sepahijala	12.02.13	TGB	6	252	245	4
4	Tripura	West Tripura	Urban	Rudset Institute	14.09.11	Syndicate Bank & Canara Bank	13	361	248	0
5	Tripura	Unakoti	Rural	R-Seti, Kumarghat	07.07.13	SBI	10	366	298	40
6	Tripura	Gomati	Semi-Urban	LDM(South)	19.10.12	UBI	6	331	251	64
7	Tripura	Dhalai	Semi-Urban	LDM(Dhalai)	19.10.12	UBI	2	73	51	22
8	Tripura	Unakoti	Semi-Urban	LDM(North)	19.10.12	UBI	5	231	185	46
9	Tripura	West Tripura	Urban	LDM(West)	19.10.12	UBI	8	493	426	48
10	Tripura	Khowai	Semi-Urban	TGB Khowai Branch	17.09.15	TGB	11	265	205	41
11	Tripura	South	Semi-Urban	TGB Santirbazar Branch	30.12.15	TGB	9	882	714	123
12	Tripura	Gomati	Semi-Urban	TGB Udaipur Branch	22.09.15	TGB	4	449	331	107
13	Tripura	Sepahijala	Rural	TGB Bishramganj Branch	30.12.15	TGB	2	323	256	51
14	Tripura	North	Semi-Urban	TGB Dharmanagar Branch	05.03.16	TGB	3	365	281	56
Total							103	5336	4317	747

QUARTERLY REPORT								
RURAL BRANCHES-- REPORT OF CONDUCT OF FINANCIAL LITERACY CAMP FOR THE QUARTER ENDED DECEMBER 2016								
Sr.No	State	District	No. of Rural Branches in the District	No. of Rural Branches which have conducted literacy camps as per RBI guidelines using standardized Financial Literacy Materials of RBI in the quarter	No. of Literacy Camps conducted as per RBI guidelines using standardized Financial Literacy Material of RBI	No. of persons participated	Out of persons participated, no. of persons already having bank a/c at the time of attending the camp	Out of persons participated, no. of persons opened bank a/c after attending the camp
1	Tripura	West Tripura	54	49	137	2511	1912	472
2	Tripura	Sepahijala	35	33	92	1491	1123	226
3	Tripura	Khowai	25	23	64	1031	821	195
4	Tripura	Gomati	35	33	93	1241	991	202
5	Tripura	South	36	33	93	1326	1028	261
6	Tripura	Dhalai	33	31	87	1152	971	113
7	Tripura	North	29	28	78	937	751	141
8	Tripura	Unakoti	21	20	56	671	541	105
TOTAL			268	250	700	10360	8138	1715

Branch wise details have been Annexed.

FLCs in the Skilling Centers of the State as on 31.12.2016:

RSETIs and their sponsored banks are in touch with the skilling centers. RSETIs also undertake financial literacy sessions for the students in the skilling centers. Financial literacy materials are available in SLBC-Tripura website. SLBC requests State Government for providing necessary assistance for the same.

Progress Report of Financial Literacy Sessions Conducted in Various Skilling Centers				
STATE: TRIPURA			Dated 31/12/2016	
Type of Skilling Centre	No. of Skilling centres	No. of Skilling centres where session conducted	No. of participants	No. of participants given FL material
ITI (Govt. + Private)	13	13	327	277
VTPs	12	12	267	239
Ocs	9	9	203	181

CD Ratio of Banks in Tripura

1. Action Points emerged in the 119th SLBC Meeting held on 12.12.2016

All Banks are to exert efforts to raise the CD ratio of the State to 51% as on 31.03.2017. (Action : All Banks & State Government)

Status of implementation

CD Ratio of the State as on 31.12.2016 is 42% decreasing by 2% as compared to the CD ratio as at the end of December Quarter a year ago.

CD ratio of Banks has decreased by 3% on as compared to March' 2016 as the Banks received huge amount of Specified Bank Notes (Rs. 500/ Rs. 1000) both in Deposit and Advance Accounts owing to demonetization during November-December 2016. Banks could not pay attention for credit during the quarter ended December'2016. Banks have already initiated steps for increasing credit portfolio both in Agriculture and Retail segments including MSE. It is expected that CD ratio will increase at the end of the current fiscal.

2. Action Points emerged in the 119th SLBC Meeting held on 12.12.2016

The District Administration would continue to review the CD ratio of the districts in all DCC meetings and Action points should be decided for all districts to push up the CD ratio. Extra efforts should be initiated for West Tripura District to improve its CD ratio with high ticket loan accounts. (Action : All Banks & LDMs)

Status of implementation

District administration is reviewing the progress of CD Ratio in every DCC meeting and action points are taken to push up the CD ratio of all Banks. Besides, Special Sub-committee (SSC) of West Tripura District is regularly monitoring and reviewing the performance of CD Ratio in each DCC Meeting of West Tripura.

CD Ratio:

The details of Bank wise and district wise CD ratio are annexed. At the end of December 2016 the CD ratio of the State stood at 42% compared to the same ratio as at the end of December 2015. The district wise details are as under:

District	CD RATIO			CD RATIO
	Dec'2015	March'2016	Dec'2016	Since Dec'2015
North Tripura	47	54	44	-3
Unakoti	59	52	52	-7
South Tripura	44	47	45	+1
Gomati	81	85	83	+2
West Tripura	34	34	32	-2
Sepahijala	65	67	59	-6
Khowai	63	61	58	-5
Dhalai	64	69	60	-4
Total State	44	45	42	-2

CD Ratio of 83% is the highest in Gomati District, as against 32%, the lowest in West Tripura District having 58 % of the total business of the State.

District-wise / Bank-wise CD Ratio of Banks is furnished in the Annexure.

BANKWISE CREDIT DEPOSIT RATIO OF THE STATE AS ON 31st Dec' 2016

(Amt. In lac)					
SL No.	Bank's Name	No of Brs	Total Deposit	Total Advance	CD Ratio
1	Allahabad Bank	3	9803.96	2374.51	24
2	Bandhan Bank	23	25555	87433	342
3	Bank Of Borada	4	28632.51	7161.67	25
4	Bank Of India	13	19449.2	12795.3	66
5	Bharatiya Mahila Bank	2	4128.62	699.37	17
6	Canara bank	13	29729.45	11329.78	38
7	Central Bank Of India	7	14621.23	5719.02	39
8	Dena Bank	1	259.05	55.59	21
9	Indian Bank	3	12918.93	1729.05	13
10	Indian Overseas Bank	5	13533.85	3550.25	26
11	Punjab & Sind Bank	2	2603	474	18
12	State Bank Of India	63	688191	262033	38
13	UCO Bank	27	107550	23898	22
14	Union Bank	7	48183.39	10244.91	21
15	United Bank Of India	62	301266	114353	38
16	Vijaya Bank	4	23576.5	2925.79	12
17	AXIS BANK	7	39125	23651	60
18	Punjab National Bank	3	4705.56	2182.57	46
19	Syndicate Bank	6	5103.7	2408.87	47
20	Oriental Bank Of comerce	2	2635	375	14
21	ICICI	8	9980.44	2256.21	23
22	Tripura Gramin Bank	144	517105	186717	36
23	ACUB	3	4061.54	1566.93	39
24	TCARDB	5	0	1998.46	0
25	IDBI BANK	9	21989	5049	23
26	IDFC Bank	1	108.34	665.11	614
27	Tripura State Co-op Bank	63	227584.25	118442.23	52
28	INDUSIND BANK	2	3638.69	10128.13	278
29	HDFC Bank	5	10242	14123.04	138
30	Corporation Bank	2	3986.97	454.71	11
31	South Indian Bank	1	4048.34	948.89	23
32	Yes Bank	1	3658.93	0	0
33	Andhra Bank	1	1569.97	182.54	12
34	Bank of Maharashtra	1	461.46	233.38	51
35	Kotak Mahindra Bank Ltd	1	2633.88	60.04	2
36	Federal Bank	1	3139.6	569.52	18
Total :		505	2195779.36	918788.87	42

DISTRICTWISE CREDIT DEPOSIT RATIO OF THE STATE as on 31st Dec' 2016

Sl.	District	No. of Brs.	Total Deposit	Total Advance	CD Ratio
1	West	178	1373305.80	439834.51	32
2	Sepahijala	53	146086.71	85916.00	59
3	Khowai	36	96019.58	55435.25	58
4	Dhalai	45	89729.09	53571.69	60
5	Gomati	62	156264.92	129082.17	83
6	South	54	135357.06	61196.19	45
7	Unakoti	30	79271.17	41489.89	52
8	North	47	119745.03	52263.17	44
Total		505	2195779.36	918788.87	42

TRIPURA STATE

Agenda Item No. 5

Credit Deposit Ratio as on 31st Dec' 2016 for West Tripura District.(Amt.in Lacs)

Sl.No.	Name of the Bank	Total Deposit	Total Advance	Total C.D. Ratio
(1)	(2)	(3)	(4)	(5)
1	Allahabad Bank	8970.51	2194.54	24
2	Bandhan Bank	11284.00	29808.00	264
3	Bank Of Borada	27922.57	6803.97	24
4	Bank Of India	14003.48	9980.33	71
5	Bharatiya Mahila Bank	3967.85	530.39	13
6	Canara bank	22358.14	8541.81	38
7	Central Bank Of India	13324.38	5128.18	38
8	Dena Bank	259.05	55.59	21
9	Indian Bank	12799.09	1704.90	13
10	Indian Overseas Bank	11744.42	3172.46	27
11	Punjab & Sind Bank	2439.00	403.00	17
12	State Bank Of India	483208.00	141508.00	29
13	UCO Bank	73951.00	16566.00	22
14	Union Bank	43122.72	9014.64	21
15	United Bank Of India	142539.00	58816.00	41
16	Vijaya Bank	23576.50	2925.79	12
17	AXIS BANK	31913.92	21713.12	68
18	Punjab National Bank	4161.06	2087.86	50
19	Syndicate Bank	3336.31	1328.97	40
20	Oriental Bank Of comerce	2516.71	355.60	14
21	ICICI	5980.15	861.59	14
22	Tripura Gramin Bank	247064.00	50287.00	20
23	ACUB	3839.25	1507.04	39
24	TCARDB	0.00	573.22	0
25	IDBI BANK	14200.00	3000.00	21
26	IDFC Bank	108.34	665.11	614
27	Tripura State Co-op Bank	135054.38	40602.32	30
28	INDUSIND BANK	2599.96	6794.11	261
29	HDFC Bank	8025.39	10498.04	131
30	Corporation Bank	3524.44	412.56	12
31	South Indian Bank	4048.34	948.89	23
32	Yes Bank	3658.93	0.00	0
33	Andhra Bank	1569.97	182.54	12
34	Bank of Maharashtra	461.46	233.38	51
35	Kotak Mahindra Bank Ltd	2633.88	60.04	2
36	Federal Bank	3139.60	569.52	18
Total :		1373305.80	439834.51	32

STATE TRIPURA

Agenda Item No. 8

CD Ratio as on 31st Dec' 2016 for Gomati District.(Amt.in Lacs)

Sl.No. (1)	Name of the Bank (2)	Total Deposit (3)	Total Advance (4)	Total C.D. Ratio (5)
1	Allahabad Bank	306.62	104.17	34
2	Bandhan Bank	2864.00	9362.00	327
3	Bank Of Borada	709.94	357.70	50
4	Bank Of India	1944.92	1323.62	68
5	Bharatiya Mahila Bank	160.77	168.98	105
6	Canara bank	2709.76	813.10	30
7	Central Bank Of India	470.90	356.36	76
8	Indian Overseas Bank	492.17	135.54	28
9	State Bank Of India	39578.00	65148.00	165
10	UCO Bank	3940.00	580.00	15
11	Union Bank	2666.83	919.80	34
12	United Bank Of India	31906.00	10062.00	32
13	AXIS BANK	3025.40	479.52	16
14	Syndicate Bank	519.91	178.42	34
15	ICICI	1242.92	775.23	62
16	Tripura Gramin Bank	37047.00	16457.00	44
17	ACUB	222.29	59.89	27
18	TCARDB	0.00	295.14	0
19	IDBI BANK	4578.00	1293.00	28
20	Tripura State Co-op Bank	20783.49	18717.70	90
21	HDFC Bank	1096.00	1495.00	136
Total :		156264.92	129082.17	83

CD Ratio as on 31st Dec' 2016 for South Tripura District.(Amt.in Lacs)

Sl.No. (1)	Name of the Bank (2)	Total Deposit (3)	Total Advance (4)	Total C.D. Ratio (5)
1	Bandhan Bank	2224.00	10598.00	477
2	Bank Of India	388.94	28.40	7
3	Canara bank	748.84	292.19	39
4	State Bank Of India	27361.00	10204.00	37
5	UCO Bank	2088.00	389.00	19
6	Union Bank	1157.00	87.00	8
7	United Bank Of India	24749.00	7821.00	32
8	AXIS BANK	334.14	242.24	72
9	Tripura Gramin Bank	49336.00	22597.00	46
10	TCARDB	0.00	316.77	0
11	IDBI BANK	1470.00	81.00	6
12	Tripura State Co-op Bank	25500.14	8539.59	33
Total :		135357.06	61196.19	45

TRIPURA

Agenda Item No. 8

CD Ratio as on 31st Dec' 2016 for Unakoti District.(Amt.in Lacs)

Sl.No. (1)	Name of the Bank (2)	Total Deposit (3)	Total Advance (4)	Total C.D. Ratio (5)
1	Bandhan Bank	1755.00	8509.00	485
2	Canara bank	520.60	100.21	19
3	Central Bank Of India	82.56	11.85	14
4	Indian Overseas Bank	801.50	59.50	7
5	State Bank Of India	23415.00	8118.00	35
6	UCO Bank	1873.00	466.00	25
7	United Bank Of India	17519.00	7001.00	40
8	ICICI	711.86	93.84	13
9	Tripura Gramin Bank	25354.00	12913.00	51
10	TCARDB	0.00	273.97	0
11	Tripura State Co-op Bank	7238.65	3943.52	54
Total :		79271.17	41489.89	52

CD Ratio as on 31st Dec' 2016 for North Tripura District.(Amt.in Lacs)

Sl.No. (1)	Name of the Bank (2)	Total Deposit (3)	Total Advance (4)	Total C.D. Ratio (5)
1	Bandhan Bank	696.00	4884.00	702
2	Bank Of India	388.98	345.47	89
3	Canara bank	930.19	392.80	42
4	State Bank Of India	42678.00	7286.00	17
5	UCO Bank	675.00	169.00	25
6	Union Bank	1236.84	223.47	18
7	United Bank Of India	18875.00	7981.00	42
8	AXIS BANK	1474.44	319.30	22
9	Syndicate Bank	876.67	765.98	87
10	ICICI	586.96	298.99	51
11	Tripura Gramin Bank	40530.00	21103.00	52
12	IDBI BANK	1741.00	675.00	39
13	Tripura State Co-op Bank	6896.61	2355.14	34
14	INDUSIND BANK	1038.73	3334.02	321
15	HDFC Bank	1120.61	2130.00	190
Total :		119745.03	52263.17	44

TRIPURA

Agenda Item No.8

CD Ratio as on 31st Dec' 2016 for Sepahijala District.(Amt.in Lacs)

SI.No.	Name of the Bank	Total Deposit	Total Advance	Total C.D. Ratio
(1)	(2)	(3)	(4)	(5)
1	Bandhan Bank	3982.00	12374.00	311
2	Bank Of India	1166.95	255.90	22
3	Canara bank	1516.03	759.30	50
4	Punjab & Sind Bank	164.00	71.00	43
5	State Bank Of India	34155.00	10563.00	31
6	UCO Bank	13864.00	2825.00	20
7	United Bank Of India	16088.00	6246.00	39
8	AXIS BANK	2377.10	896.82	38
9	Punjab National Bank	544.50	94.71	17
10	Syndicate Bank	370.81	135.50	37
11	Oriental Bank Of comerce	118.29	19.40	16
12	Tripura Gramin Bank	58640.00	19923.00	34
13	TCARDB	0.00	539.36	0
14	Tripura State Co-op Bank	13100.03	31213.01	238
Total :		146086.71	85916.00	59

CD Ratio as on 31st Dec' 2016 for Khowai District.(Amt.in Lacs)

SI.No.	Name of the Bank	Total Deposit	Total Advance	Total C.D. Ratio
(1)	(2)	(3)	(4)	(5)
1	Allahabad Bank	526.83	75.80	14
2	Bandhan Bank	1567.00	6976.00	445
3	Canara bank	576.12	171.67	30
4	Indian Overseas Bank	495.76	182.75	37
5	State Bank Of India	19833.00	13059.00	66
6	UCO Bank	8071.00	1851.00	23
7	United Bank Of India	23444.00	7220.00	31
8	ICICI	739.19	164.21	22
9	Tripura Gramin Bank	31223.00	21664.00	69
10	Tripura State Co-op Bank	9081.15	4028.67	44
11	Corporation Bank	462.53	42.15	9
Total :		96019.58	55435.25	58

CD Ratio as on 31st Dec' 2016 for Dhalai District.(Amt.in Lacs)

SI.No.	Name of the Bank	Total Deposit	Total Advance	Total C.D. Ratio
(1)	(2)	(3)	(4)	(5)
1	Bandhan Bank	1183.00	4922.00	416
2	Bank Of India	1555.93	861.58	55
3	Canara bank	369.77	258.70	70
4	Central Bank Of India	743.39	222.63	30
5	Indian Bank	119.84	24.15	20
6	State Bank Of India	17963.00	6147.00	34
7	UCO Bank	3088.00	1052.00	34
8	United Bank Of India	26146.00	9206.00	35
9	ICICI	719.36	62.35	9
10	Tripura Gramin Bank	27911.00	21773.00	78
11	Tripura State Co-op Bank	9929.80	9042.28	91
Total :		89729.09	53571.69	60

Implementation of Annual Credit Plan(ACP)

Action Points emerged in the 119th SLBC Meeting held on 12.12.2016

100% disbursement targets set against all sectors under ACP 2016-17 is to be achieved (**Action : All Banks**)

Status of implementation

All the banks put together disbursed Rs 2885.96 crore i.e. 87% of the Annual Target for Rs 3334.24 crore under ACP 2016-17 as at the end of the third quarter of FY 2016-17.

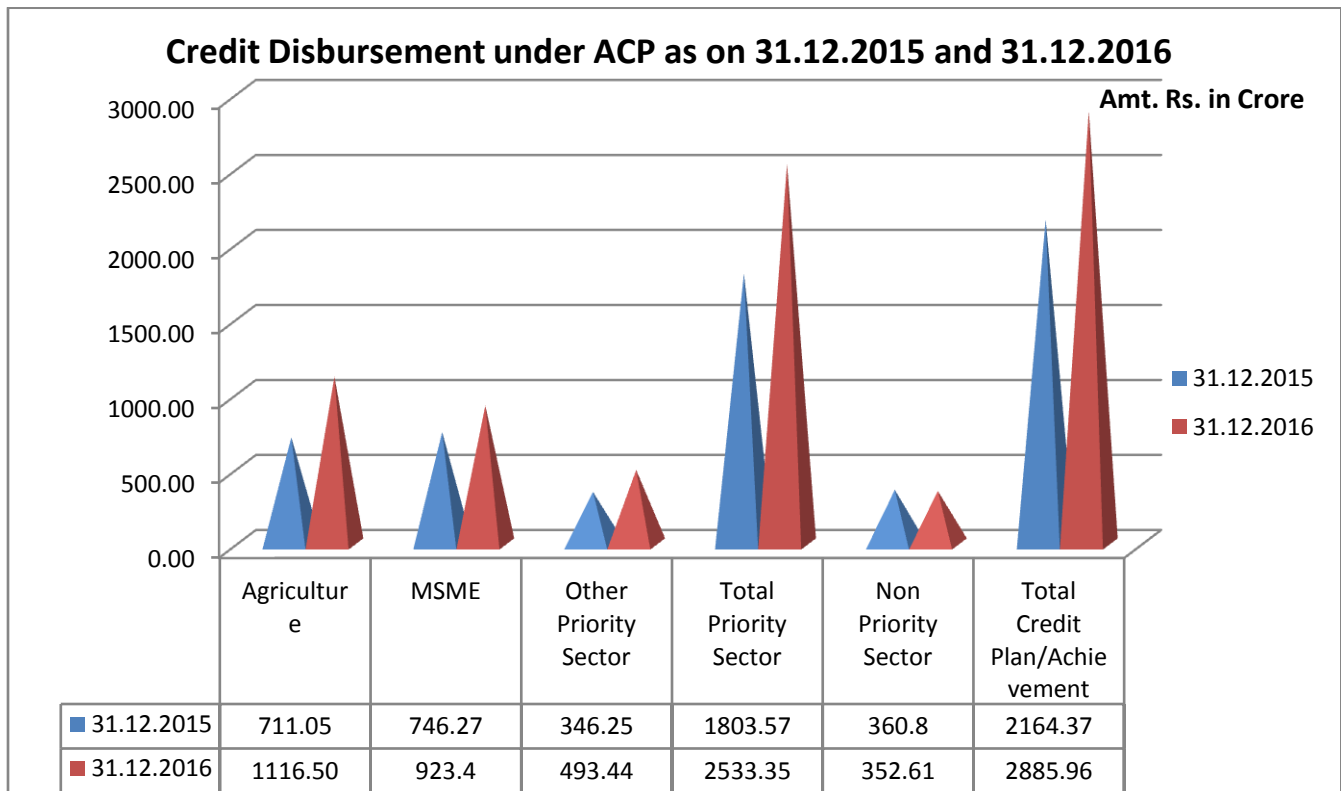
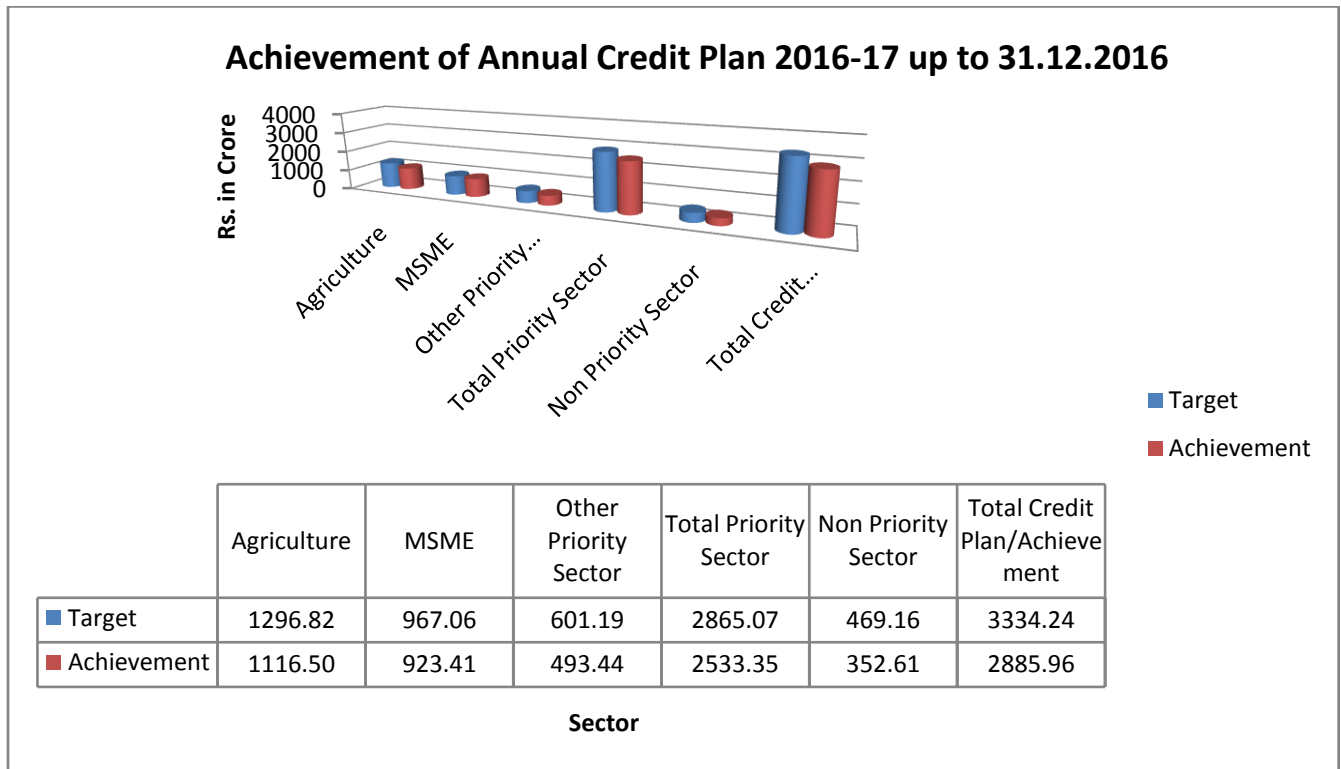
The overall achievement is 87% against the target of ACP 2016-17 as on 31.12.2016 while achievement under Agriculture sector is 86%. Achievements in MSME and OPS are 95% and 82% of the ACP Targets respectively as on 31.12.2016.

A comparative position of achievement in disbursement under ACP 2016-17 as on 31.12.2016 with the corresponding period of the previous year is as under:

Amt. Rs. In Lakhs

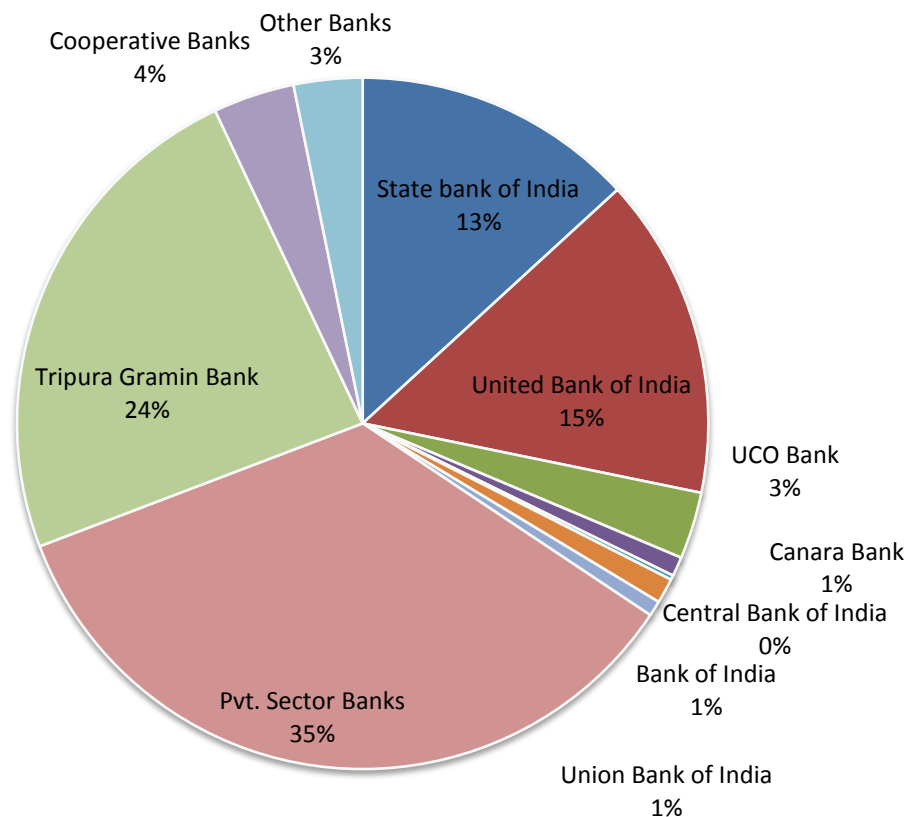
2015-16				2016-17			
Sector	Plan	Achievement (April 15- Dec' 15)	% to Targe t	Plan	Achievement (April 16-Dec' 16)	% to Targ et	% of growth (Y-O- Y)
Agriculture	114116.29	71105.59	62	129682.45	111650.45	86	57
MSME	82267.45	74626.94	91	96705.52	92340.62	95	24
Other Prisec	54972.52	34625.17	63	60119.22	49344.07	82	43
Total Prisec	251356.26	180357.70	72	286507.19	253335.14	88	40
Non-Prisec	42649.19	36079.57	85	46916.45	35261.18	75	-2
Grand Total	294005.45	216437.27	74	333423.64	288596.32	87	33

Bank wise performance on different sectors under ACP pertaining to the year 2016–17 as on 31.12.2016 has been given in the annexure.



Share of Banks in achievement of ACP 2016-17 up to 31.12.2016		
		Amt. Rs. In Crore
Bank Name	Actual Achievement	% of Share
State bank of India	380.68	13.19
United Bank of India	433.84	15.03
UCO Bank	90.38	3.13
Canara Bank	26.10	0.90
Central Bank of India	6.09	0.21
Bank of India	33.79	1.17
Union Bank of India	20.77	0.72
Tripura Gramin Bank	686.02	23.77
Pvt. Sector Banks	1005.74	34.85
Cooperative Banks	109.84	3.81
Other Banks	92.71	3.21
TOTAL	2885.96	100.00

Share of Banks in achievement of ACP 2016-17 up to 31.12.2016



TRIPURA STATE

BANK-WISE & SECTOR-WISE DISBURSEMENT OF CREDIT VIS-À-VIS TARGETS UNDER ANNUAL CREDIT PLAN 2016-17 DURING 01.04.2016 to 31.12.2016

(Amt. in Lacs)

Sl.No.	BANKS	Agril & Allied Activities			MSME			Other Priority Sector			Priority Sector			Non Priority Sector			Total Sector		
		T	A	A as % of T	T	A	A as % of T	T	A	A as % of T	T	A	A as % of T	T	A	A as % of T	T	A	A as % of T
1	2	3	4	5	6	7	8	9	10	11	12	13	14	15	16	17	18	19	20
1	Allahabad Bank	360.00	241.54	67	735.00	425.98	58	282.50	231.55	82	1377.50	899.07	65	187.50	99.37	53	1565.00	998.44	64
2	Andhra Bank	0.00	0.00	0	250.00	30.62	12	175.00	16.52	9	425.00	47.14	11	65.00	41.54	64	490.00	88.68	18
3	Bank of Baroda	527.00	17.87	3	1000.00	709.26	71	600.00	206.96	34	2127.00	934.09	44	310.00	417.24	135	2437.00	1351.33	55
4	Bank of Maharashtra	0.00	0.00	0	200.00	40.87	20	175.00	0.00	0	375.00	40.87	11	65.00	49.00	75	440.00	89.87	20
5	Bank of India	1417.10	704.94	50	2150.00	1201.53	56	1170.00	544.38	47	4737.10	2450.85	52	545.00	928.32	170	5282.10	3379.17	64
6	Canara Bank	2181.48	287.68	13	1945.00	974.15	50	1185.00	573.18	48	5311.48	1835.01	35	906.00	774.69	86	6217.48	2609.70	42
7	Central Bank of India	1109.50	117.89	11	2010.00	136.05	7	1130.00	223.96	20	4249.50	477.90	11	585.00	131.59	22	4834.50	609.49	13
8	Corporation Bank	152.30	0.00	0	325.00	95.00	29	250.00	30.00	12	727.30	125.00	17	140.00	9.20	7	867.30	134.20	15
9	Dena Bank	0.00	0.00	0	150.00	8.48	6	125.00	8.46	7	275.00	16.94	6	110.00	2.32	2	385.00	19.26	5
10	Indian Bank	168.00	12.92	8	1150.00	150.72	13	600.00	120.60	20	1918.00	284.24	15	200.00	92.07	46	2118.00	376.31	18
11	IDBI BANK	1038.97	284.48	27	790.00	361.08	46	495.00	66.41	13	2323.97	711.97	31	460.00	7.11	2	2783.97	719.08	26
12	Bharatiya Mahila Bank	236.00	5.35	2	140.00	83.99	60	105.00	153.16	146	481.00	242.50	50	70.00	13.20	19	551.00	255.70	46
13	Indian Overseas Bank	1009.03	2.50	0	1035.00	64.36	6	705.00	6.85	1	2749.03	73.71	3	411.00	208.81	51	3160.03	282.52	9
14	Punjab National Bank	216.00	39.00	18	700.00	286.00	41	300.00	34.06	11	1216.00	359.06	30	140.00	46.00	33	1356.00	405.06	30
15	Punjab & Sind Bank	216.00	28.00	13	700.00	95.00	14	300.00	96.00	32	1216.00	219.00	18	140.00	30.00	21	1356.00	249.00	18
16	State Bank of India	20498.54	14619.00	71	14980.00	10786.00	72	9075.00	6427.00	71	44553.54	31832.00	71	8810.00	6236.00	71	53363.54	38068.00	71
17	Syndicate Bank	761.95	60.18	8	1210.00	1027.62	85	560.00	16.96	3	2531.95	1104.76	44	505.00	499.29	99	3036.95	1604.05	53
18	Oriental Bank of Commerce	120.00	0.00	0	650.00	78.91	12	230.00	4.73	2	1000.00	83.64	8	125.00	26.21	21	1125.00	109.85	10
19	United Bank of India	23664.26	17114.60	72	16810.53	12783.53	76	9003.21	6232.29	69	49478.00	36130.42	73	9153.00	7253.68	79	58631.00	43384.10	74
20	Union Bank of India	915.93	294.02	32	1980.00	1009.26	51	930.00	465.24	50	3825.93	1768.52	46	640.00	308.06	48	4465.93	2076.58	46
21	UCO Bank	5371.60	1220.45	23	4550.00	3338.73	73	3380.00	3442.79	102	13301.60	8001.97	60	1630.00	1035.94	64	14931.60	9037.91	61
22	Vijaya Bank	98.00	195.66	200	900.00	2235.22	248	500.00	37.73	8	1498.00	2468.61	165	145.00	120.35	83	1643.00	2588.96	158
A	ACP PUBLIC sec Bank	60061.66	35246.08	59	54360.53	35922.36	66	31275.71	18938.83	61	145697.90	90107.27	62	25342.50	18329.99	72	171040.40	108437.26	63
23	AXIS BANK	746.36	183.00	25	1675.00	1330.00	79	939.30	23.20	2	3360.66	1536.20	46	530.00	612.00	115	3890.66	2148.20	55
24	Bandhan Bank	1996.61	36695.00	1838	1090.00	34087.00	3127	742.00	16399.00	2210	3828.61	87181.00	2277	740.00	1584.00	214	4568.61	88765.00	1943
25	HDFC	829.39	2501.85	302	885.00	1473.06	166	460.00	7.06	2	2174.39	3981.97	183	425.00	1526.97	359	2599.39	5508.94	212
26	ICICI Bank	1363.80	1086.61	80	1210.00	89.75	7	675.00	0.00	0	3248.80	1176.36	36	567.00	373.06	66	3815.80	1549.42	41
27	IDFC Bank	0.00	134.92	0	0.00	530.19	0	0.00	0.00	0	0.00	665.11	0	0.00	0.00	0	665.11	0.00	0
28	Indusind Bank	477.66	176.62	37	375.00	729.61	195	215.00	0.00	0	1067.66	906.23	85	155.00	684.74	442	1222.66	1590.97	130
29	South Indian Bank	0.00	0.00	0	550.00	93.00	17	175.00	144.29	82	725.00	237.29	33	75.00	31.24	42	800.00	268.53	34
30	Yes Bank	0.00	0.00	0	550.00	0.00	0	175.00	0.00	0	725.00	0.00	0	75.00	0.00	0	800.00	0.00	0
31	Federal Bank	0.00	4.00	0	200.00	21.00	11	175.00	0.00	0	375.00	25.00	7	65.00	19.00	29	440.00	44.00	10
32	Kotak Mahindra Bank Ltd	0.00	0.00	0	200.00	5.74	3	175.00	0.00	0	375.00	5.74	2	65.00	27.63	43	440.00	33.37	8
B	ACP PRIVATE Sec bank	5413.82	40782.00	753	6735.00	38359.35	570	3731.30	16573.55	444	15880.12	95714.90	603	2697.00	4858.64	180	18577.12	100573.54	541
33	Tripura Gramin Bank	44714.48	31765.00	71	24138.65	16460.00	68	16093.91	11178.00	69	84947.04	59403.00	70	12950.00	9199.00	71	97897.04	68602.00	70
C	ACP RRB	44714.48	31765.00	71	24138.65	16460.00	68	16093.91	11178.00	69	84947.04	59403.00	70	12950.00	9199.00	71	97897.04	68602.00	70
34	ACUB	0.00	0.00	0	210.00	0.00	0	800.00	179.00	22	1010.00	179.00	18	130.00	0.00	0	1140.00	179.00	16
35	TCARDB	1427.03	14.34	1	0.00	0.00	0	250.00	31.64	13	1677.03	45.98	3	0.00	0.00	0	1677.03	45.98	3
36	TSCB	18065.46	3843.03	21	11261.34	1598.91	14	7968.30	2443.05	31	37295.10	7884.99	21	5796.95	2873.55	50	43092.05	10758.54	25
D	ACP Coop. Bank	19492.49	3857.37	20	11471.34	1598.91	14	9018.30	2653.69	29	39982.13	8109.97	20	5926.95	2873.55	48	45909.08	10983.52	24
	GRAND TOTAL	129682.45	111650.45	86	96705.52	92340.62	95	60119.22	49344.07	82	286507.19	253335.14	88	46916.45	35261.18	75	333423.64	288596.32	87

Tripura State

Districtwise and sectorwise Achievement under Annual Credit Plan 2016-17 during the period 01.04.2016 to 31.12.2016

Rupees in lac.

SL No.	Name of District	Agriculture & Allied Activities sector			MSME			OTHER PRISEC			TOTAL PRISEC			Non-priority sector			Total Sector		
		T	A	A as % of T	T	A	A as % of T	T	A	A as % of T	T	A	A as % of T	T	A	A as % of T	T	A	A as % of T
1	West Tripura	28878.98	30892.79	107	43817.04	43367.07	99	23932.16	19094.36	80	96628.18	93354.22	97	9698.63	12389.21	128	106326.81	105743.43	99
2	Khowai	18267.66	10653.57	58	3515.82	4872.55	139	5839.80	4342.41	74	27623.28	19868.53	72	3094.82	2013.14	65	30718.10	21881.67	71
3	Sepahijala	23871.36	15342.31	64	9406.94	8722.42	93	11704.82	6149.83	53	44983.12	30214.56	67	4126.00	2453.26	59	49109.12	32667.82	67
4	Gomati	12125.30	13377.24	110	9113.35	7815.93	86	4370.93	4599.87	105	25609.58	25793.04	101	6195.00	3009.04	49	31804.58	28802.08	91
5	South Tripura	12893.37	14061.27	109	8807.54	8158.56	93	7286.30	5697.44	78	28987.21	27917.27	96	6390.00	3990.82	62	35377.21	31908.09	90
6	North Tripura	12690.44	9371.56	74	7498.14	6689.51	89	2652.81	4241.50	160	22841.39	20302.57	89	5990.00	3844.00	64	28831.39	24146.57	84
7	Unakoti	8563.09	8672.33	101	5286.34	5650.45	107	1331.16	1865.07	140	15180.59	16187.85	107	5697.00	3193.22	56	20877.59	19381.07	93
8	Dhalai	12392.25	9279.38	75	9260.35	7064.13	76	3001.24	3353.59	112	24653.84	19697.10	80	5725.00	4368.49	76	30378.84	24065.59	79
	Total	129682.45	111650.45	86	96705.52	92340.62	95	60119.22	49344.07	82	286507.19	253335.14	88	46916.45	35261.18	75	333423.64	288596.32	87

Flow of Credit to Agriculture & Allied Activities

The position of credit disbursement to agriculture against the Annual Credit Plan as compiled by SLBC for the State of Tripura for last 5 years is as follows:

(Rs.in crore)

Year	Target	Achievement	% of Target
2012-13	777.82	563.94	73
2013-14	852.39	865.23	102
2014-15	964.48	978.61	101
2014-15	964.48	978.61	101
2015-16	1141.16	1424.78	125
2015-16(April to Dec)	1141.16	711.06	62
2016-17(April to Dec)	1296.82	1116.50	86
Growth Over Last Year	14%	57%	-

Disbursement during April 2016–December 2016 is Rs 1116.50 crore i.e. 86% of Annual Target for Rs 1296.82 crore recording an increase of 57% over the disbursement of corresponding period of last year (2015-16).

Agency wise achievement Status of Farm Credit under ACP in Tripura						
Status reports of last 5 Years is as under						
Plan Year	Parameter	Commercial Banks	RRB	Co-Operatives	Amt. Rs. In Crore	
					Others	Total
2012-2013 April to Dec	Target	330.95	311.84	135.02	0.00	777.82
	Achievement	164.62	198.79	64.62	0.00	428.04
	% of Achv	50	64	48	0	55
2013-2014 April to Dec	Target	376.57	339.33	136.49	0.00	852.39
	Achievement	221.76	146.02	180.58	0.00	548.36
	% of Achv	59	43	132	0	64
2014-2015 April to Dec	Target	448.62	371.02	144.84	0.00	964.48
	Achievement	266.07	233.87	25.46	0.00	525.4
	% of Achv	59	63	18	0	54
2015-2016 April to Dec	Target	538.02	416.11	187.03	0.00	1141.16
	Achievement	274.62	306.13	30.3	0.00	611.05
	% of Achv	51	74	16	0	54
2016-2017 April to Dec	Target	654.76	447.14	194.92	0.00	1296.82
	Achievement	760.28	317.65	38.57	0.00	1116.50
	% of Achv	116	71	20	0	86

Progress report on flow of farm credit by all Banks in Tripura for the year 2016-17 is given below:

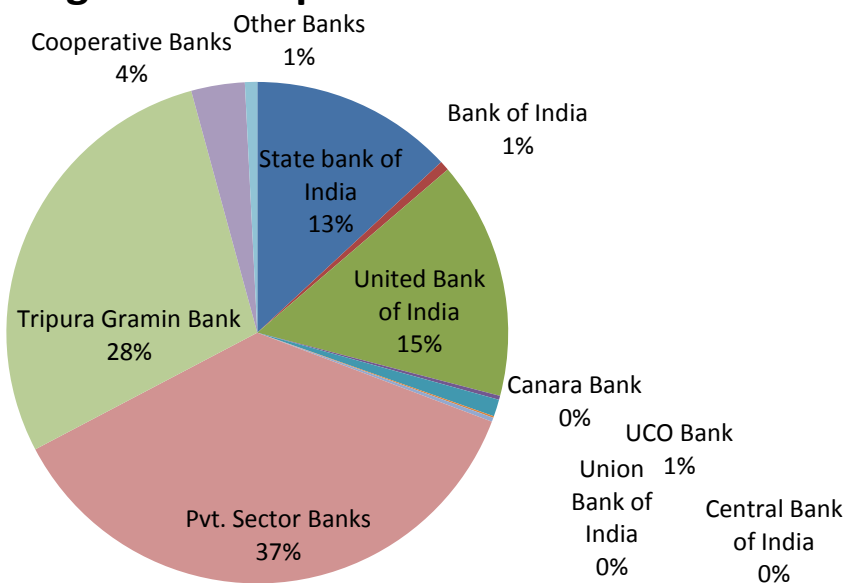
Amt. Rs. In Crores

Sl No	Directive	Target (2016-17)	Achievement during 2016-17 (April'16 to Dec'16)
1	Increase in Farm Credit	Rs. 1296.82	Achievement during 2016-17 is Rs 1116.50 Crore (86% of the target), i.e. recording an increase of 57% over the disbursement of corresponding period of last year (2015-16).
2	KCC (No.)	50000	39625 nos. (51% of the target including renewal) KCCs .
3	New Farmers (No.)	50000	33383 nos of New farmers have been financed involving an amount of Rs 158.50 crores.
4	Investment Credit	2-3 cases per branch (R & SU)	20 cases for Rs 0.73 Crores.

Bank wise position as on 31.12.2016 for different sectors is furnished in the Annexure.

Share of Banks in achievement of ACP 2016-17 under Agriculture up to 31.12.2016		
		Amt. Rs. In Crore
Bank Name	Actual Achievement	% of Share
State bank of India	146.19	13.09
Bank of India	7.05	0.63
United Bank of India	171.15	15.33
Canara Bank	2.88	0.26
UCO Bank	12.20	1.09
Central Bank of India	1.18	0.11
Union Bank of India	2.94	0.26
Tripura Gramin Bank	317.65	28.45
Pvt. Sector Banks	407.82	36.53
Cooperative Banks	38.57	3.45
Other Banks	8.87	0.79
TOTAL	1116.50	100.00

Share of Banks in achievement of ACP 2016-17 under Agriculture up to 31.12.2016



**Bank - wise Targets and Achievement in Agriculture for 2016-17 for the State of Tripura under ACP
2016 - 2017 as on Dec'2016**

					Amt. Rs. In Lakhs		
Sl.No.	BANKS	2015-16(As on Dec'15)			2016-17(As on Dec'16)		
		Target	Achievement	% of Achievement	Target	Achievement	% of Achievement
1	2	3	4	5	6	7	8
1	Allahabad Bank	129.25	83.74	65	360.00	241.54	67
2	Andhra Bank	0.00	0.00	0	0.00	0.00	0
3	Bank of Baroda	374.00	19.70	5	527.00	17.87	3
4	Bank of Maharashtra	0.00	3.90	0	0.00	0.00	0
5	Bank of India	917.10	191.38	21	1417.10	704.94	50
6	Canara Bank	1651.27	432.43	26	2181.48	287.68	13
7	Central Bank of India	887.22	249.48	28	1109.50	117.89	11
8	Corporation Bank	80.00	6.93	0	152.30	0.00	0
9	Dena Bank	0.00	0.00	0	0.00	0.00	0
10	Indian Bank	151.22	18.80	12	168.00	12.92	8
11	IDBI BANK	734.93	200.00	27	1038.97	284.48	27
12	Bharatiya Mahila Bank	109.60	8.78	8	236.00	5.35	2
13	Indian Overseas Bank	807.58	22.31	3	1009.03	2.50	0
14	Punjab National Bank	159.84	0.00	0	216.00	39.00	18
15	Punjab & Sind Bank	159.84	9.00	6	216.00	28.00	13
16	State Bank of India	18089.65	12858.66	71	20498.54	14619.00	71
17	Syndicate Bank	531.76	92.57	17	761.95	60.18	8
18	Oriental Bank of Commerce	0.00	0.00	0	120.00	0.00	0
19	United Bank of India	21176.92	15247.47	72	23664.26	17114.60	72
20	Union Bank of India	757.93	226.59	30	915.93	294.02	32
21	UCO Bank	4177.95	1291.57	31	5371.60	1220.45	23
22	Vijaya Bank	91.00	101.40	111	98.00	195.66	200
A	ACP PUBLIC sec Bank	50987.06	31064.71	61	60061.66	35246.08	59
23	AXIS BANK	575.65	96.25	17	746.36	183.00	25
24	Bandhan Bank	0.00	1978.05	0	1996.61	36695.00	1838
25	HDFC	609.56	2909.71	0	829.39	2501.85	302
26	ICICI Bank	1181.69	1174.42	99	1363.80	1086.61	80
27	IDFC Bank	0.00	0.00	0	0.00	134.92	0
28	Indusind Bank	448.66	174.31	39	477.66	176.62	37
29	South Indian Bank	0.00	60.00	0	0.00	0.00	0
30	Yes Bank	0.00	0.00	0	0.00	0.00	0
31	Federal Bank	0.00	4.80	0	0.00	4.00	0
32	Kotak Mahindra	0.00	0.00	0	0.00	0.00	0
B	ACP PRIVATE Sec bank	2815.56	6397.54	227	5413.82	40782.00	753
33	Tripura Gramin Bank	41610.53	30613.00	74	44714.48	31765.00	71
C	ACP RRB	41610.53	30613.00	74	44714.48	31765.00	71
34	ACUB	0.00	0.00	0	0.00	0.00	0
35	TCARDB	2029.08	98.34	5	1427.03	14.34	1
36	TSCB	16674.06	2932.00	18	18065.46	3843.03	21
D	ACP Coop. Bank	18703.14	3030.34	16	19492.49	3857.37	20
GRAND TOTAL		114116.29	71105.59	62	129682.45	111650.45	86

TRIPURA STATE

Achievement under Sub-Sectors of Allied Activities against ACP for the Year 2016-17 as on 31.12.2016

SI No	Name	W R		Dairy Dev		Fishery		Poultry		FMS		Other Term Loan		Total of Allied	
		Tar	Ach	Tar	Ach	Tar	Ach	Tar	Ach	Tar	Ach	Tar	Ach	Tar	Ach
1	Allahabad Bank	8.00	23.12	37.00	65.16	13.00	24.90	13.00	24.26	9.00	8.62	130.00	90.48	210.00	236.54
2	Andhra Bank	0.00	0.00	0.00	0.00	0.00	0.00	0.00	0.00	0.00	0.00	0.00	0.00	0.00	0.00
3	Bank of Baroda	4.00	0.00	50.00	0.00	45.00	0.00	38.00	0.00	15.00	0.00	225.00	11.27	377.00	11.27
4	Bank of India	12.10	18.14	100.00	128.75	78.00	46.35	75.00	90.35	32.00	31.82	465.00	285.76	762.10	601.17
5	Bank of Maharashtra	0.00	0.00	0.00	0.00	0.00	0.00	0.00	0.00	0.00	0.00	0.00	0.00	0.00	0.00
6	Bharatiya Mahila Bank	1.00	0.00	20.00	0.00	13.00	0.00	15.00	0.00	7.00	0.00	130.00	0.00	186.00	0.00
7	Canara Bank	17.78	4.60	167.10	51.60	128.36	33.10	102.22	22.15	44.00	9.23	572.02	98.44	1031.48	219.12
8	Central Bank of India	7.00	1.93	64.50	18.60	60.00	13.18	49.00	11.63	19.00	6.68	260.00	62.03	459.50	114.05
9	Corporation Bank	0.55	0.00	15.00	0.00	4.53	0.00	4.22	0.00	3.00	0.00	50.00	0.00	77.30	0.00
10	Dena Bank	0.00	0.00	0.00	0.00	0.00	0.00	0.00	0.00	0.00	0.00	0.00	0.00	0.00	0.00
11	Indian Bank	3.00	0.00	10.00	0.00	10.00	0.00	10.00	0.00	5.00	0.00	55.00	12.92	93.00	12.92
12	IDBI BANK	8.10	2.39	107.87	0.00	87.00	20.35	73.00	16.07	33.00	9.37	300.00	196.42	608.97	244.60
13	Indian Overseas Bank	7.03	0.36	67.00	0.00	42.00	0.26	40.00	0.00	23.00	0.00	180.00	1.88	359.03	2.50
14	Oriental Bank of Commerce	2.50	0.00	7.50	0.00	2.50	0.00	5.00	0.00	2.50	0.00	50.00	0.00	70.00	0.00
15	Punjab & Sind Bank	1.00	0.00	50.00	0.00	25.00	0.00	10.00	0.00	5.00	0.00	50.00	19.00	141.00	19.00
16	Punjab National Bank	1.00	0.00	50.00	0.00	25.00	0.00	10.00	0.00	5.00	0.00	50.00	39.00	141.00	39.00
17	State Bank of India	186.00	220.83	1887.00	1748.53	1166.36	1427.16	1013.18	1058.54	414.00	340.56	3832.00	6471.73	8498.54	11267.35
18	Syndicate Bank	7.00	1.03	83.48	10.38	51.72	13.49	45.00	14.63	20.00	6.92	149.75	10.54	356.95	56.99
19	Union Bank of India	9.50	3.11	86.10	30.94	85.00	52.60	64.00	41.15	21.33	9.76	225.00	132.66	490.93	270.22
20	United Bank of India	215.97	189.79	2115.70	1505.56	1333.04	1225.59	1186.23	1458.11	509.97	529.98	4262.67	9871.77	9623.58	14780.80
21	UCO Bank	58.65	16.65	487.20	144.80	288.00	101.83	274.00	88.89	94.79	29.77	920.00	290.61	2122.64	672.55
22	Vijaya Bank	1.00	1.11	16.00	34.40	15.00	29.03	12.00	31.02	4.00	12.56	50.00	87.54	98.00	195.66
A	Sub Total of Public Sec. Bank	551.18	483.06	5421.45	3738.72	3472.51	2987.84	3038.85	2856.80	1266.59	995.27	11956.44	17682.05	25707.02	28743.74
23	AXIS BANK	3.88	8.95	98.10	0.00	59.00	0.00	46.00	35.81	15.75	20.44	158.63	79.80	381.36	145.00
24	Bandhan Bank	33.00	448.61	281.00	307.37	121.00	160.50	110.00	742.66	50.61	602.00	761.00	34433.86	1356.61	36695.00
25	Federal Bank	0.00	0.00	0.00	0.00	0.00	0.00	0.00	0.00	0.00	0.00	0.00	4.00	0.00	4.00
26	HDFC	5.66	3.59	79.10	80.15	75.00	45.37	71.00	150.19	20.00	126.36	298.63	879.44	549.39	1285.10
27	ICICI	19.77	17.60	139.80	139.40	122.00	111.03	110.60	107.90	33.00	28.35	358.63	673.21	783.80	1077.49
28	IDFC Bank	0.00	0.00	0.00	0.00	0.00	0.00	0.00	59.89	0.00	22.78	0.00	52.25	0.00	134.92
29	Indusind Bank	5.66	3.28	72.00	28.08	65.00	30.51	60.00	25.52	15.00	11.62	180.00	77.61	397.66	176.62
30	Kotak Mahindra Bank	0.00	0.00	0.00	0.00	0.00	0.00	0.00	0.00	0.00	0.00	0.00	0.00	0.00	0.00
31	SOUTH INDIAN BANK	0.00	0.00	0.00	0.00	0.00	0.00	0.00	0.00	0.00	0.00	0.00	0.00	0.00	0.00
32	YES Bank	0.00	0.00	0.00	0.00	0.00	0.00	0.00	0.00	0.00	0.00	0.00	0.00	0.00	0.00
B	Sub Total of Pvt. Sec. Bank	67.97	482.03	670.00	555.00	442.00	347.41	397.60	1121.97	134.36	811.55	1756.89	36200.17	3468.82	39518.13
33	Tripura Gramin Bank	312.79	499.10	3501.48	4157.17	2208.93	3344.04	1887.13	2887.42	757.03	986.95	7033.63	11703.32	15700.99	23578.00
C	Sub Total of RRB	312.79	499.10	3501.48	4157.17	2208.93	3344.04	1887.13	2887.42	757.03	986.95	7033.63	11703.32	15700.99	23578.00
34	ACUB	0.00	0.00	0.00	0.00	0.00	0.00	0.00	0.00	0.00	0.00	0.00	0.00	0.00	0.00
35	TCARDB	12.35	0.71	280.05	1.28	190.00	2.15	159.00	1.40	70.63	1.11	715.00	7.69	1427.03	14.34
36	TSCB	108.97	54.83	1324.87	380.62	828.96	177.73	635.68	88.13	280.54	75.43	3081.44	249.63	6260.46	1026.37
D	Sub Total of Coop.Banks	121.32	55.54	1604.92	381.90	1018.96	179.88	794.68	89.53	351.17	76.54	3796.44	257.32	7687.49	1040.71
	GRAND TOTAL	1053.26	1519.73	11197.85	8832.79	7142.40	6859.17	6118.26	6955.72	2509.15	2870.31	24543.40	65842.86	52564.32	92880.58

Creation / release of Online charge by banks on land holdings:

At present the land possession certificates are being issued by the Agriculture Dept / other Depts. to the eligible farmers for issuing KCCs. Presently, land records are made available on-line where bankers have access to verify the ownership of the land offered as security or for cultivation of crop except in some tehsils.

In view of spurt in the fraudulent use of land records, it has become imperative to introduce **on-line land verification system**; the State Govt. is requested for extending support for the following procedures across the State:

1. To introduce online land verification system
2. To have facility for creating charge on land online to protect the interest of the banks.

TRIPURA STATE					
Agenda Item-6					
Achievement of New Farmers brought under finance during the year 2016-17 up to 31.12.2016					
(Amt. in Lakhs)					
SI No	Name of Bank	New farmers		Loans to SF/MF	
		Achievement			
		No.	Amount	No.	Amount
1	2	3	4	5	6
1	Allahabad Bank	13	2.89	13	2.89
2	Bank of Baroda	16	4.48	16	4.48
3	Bank of India	42	69.89	42	69.89
4	Bank of Maharashtra	0	0.00	0	0.00
5	Bharatiya mahila Bank	11	5.35	11	5.35
6	Canara Bank	147	59.05	147	59.05
7	Central Bank of India	13	3.84	13	3.84
8	Corporation Bank	0	0.00	0	0.00
9	IDBI Bank	87	34.09	87	34.09
10	Indian Bank	0	0.00	0	0.00
11	Indian Overseas Bank	0	0.00	0	0.00
12	Oriental Bank of Commerce	0	0.00	0	0.00
13	Punjab & Sind Bank	14	8.00	14	8.00
14	Punjab National Bank	0	0.00	0	0.00
15	State Bank of India	4431	2871.34	4431	2871.34
16	Syndicate Bank	14	3.19	14	3.19
17	UCO Bank	689	476.25	689	476.25
18	Union Bank of India	82	19.00	82	19.00
19	United Bank of India	5759	2015.61	5759	2015.61
20	Vijaya Bank	0	0.00	0	0.00
21	Axis Bank	76	38.00	76	38.00
22	Bandhan Bank	0	0.00	0	0.00
23	Federal Bank	0	0.00	0	0.00
24	HDFC	179	984.04	179	984.04
25	ICICI	33	7.28	33	7.28
26	Indusind Bank	0	0.00	0	0.00
27	South Indian Bank	0	0.00	0	0.00
28	Tripura Gramin Bank	15111	6710.14	15111	6710.14
29	TSCB	6666	2537.78	6666	2537.78
TOTAL		33383	15850.22	33383	15850.22

TRIPURA STATE

Achievement of Farm Credit As on December 2016 for the year 2016-17 by the different lending institutions is given below

Agenda Item No- 6

(Amt in Lacs)

Sl.No.	BANKS	Plan for Farm Credit 2016-17	Achievement 2016-17(April 2016 to Dec 2016)	Percentage of Achievement
1	Allahabad Bank	360.00	241.54	67
2	Andhra Bank	0.00	0.00	0
3	Bank of Baroda	527.00	17.87	3
4	Bank of Maharashtra	0.00	0.00	0
5	Bank of India	1417.10	704.94	50
6	Canara Bank	2181.48	287.68	13
7	Central Bank of India	1109.50	117.89	11
8	Corporation Bank	152.30	0.00	0
9	Dena Bank	0.00	0.00	0
10	Indian Bank	168.00	12.92	8
11	IDBI BANK	1038.97	284.48	27
12	Bharatiya Mahila Bank	236.00	5.35	2
13	Indian Overseas Bank	1009.03	2.50	0
14	Punjab National Bank	216.00	39.00	18
15	Punjab & Sind Bank	216.00	28.00	13
16	State Bank of India	20498.54	14619.00	71
17	Syndicate Bank	761.95	60.18	8
18	Oriental Bank of Commerce	120.00	0.00	0
19	United Bank of India	23664.26	17114.60	72
20	Union Bank of India	915.93	294.02	32
21	UCO Bank	5371.60	1220.45	23
22	Vijaya Bank	98.00	195.66	200
A	ACP PUBLIC sec Bank	60061.66	35246.08	59
23	AXIS BANK	746.36	183.00	25
24	Bandhan Bank	1996.61	36695.00	1838
25	HDFC	829.39	2501.85	302
26	ICICI Bank	1363.80	1086.61	80
27	IDFC Bank	0.00	134.92	0
28	Indusind Bank	477.66	176.62	37
29	South Indian Bank	0.00	0.00	0
30	Yes Bank	0.00	0.00	0
31	Federal Bank	0.00	4.00	0
32	Kotak Mahindra Bank Ltd	0.00	0.00	0
B	ACP PRIVATE Sec bank	5413.82	40782.00	753
33	Tripura Gramin Bank	44714.48	31765.00	71
C	ACP RRB	44714.48	31765.00	71
34	ACUB	0.00	0.00	0
35	TCARDB	1427.03	14.34	1
36	TSCB	18065.46	3843.03	21
D	ACP Coop. Bank	19492.49	3857.37	20
GRAND TOTAL		129682.45	111650.45	86

Each rural and semi urban branch of commercial banks, on an average, will take up at least 2 to 3 New

Investment Projects.

Target and achievement for 2016-17 (April' 16 to Dec' 16) for investment credit is given in the following table:

(Rs. In Lacs)

Sl.No.	Name of Bank	Proposal Received for Investment Project	Achievement 2016-17 (April' 2016 to Dec' 2016)	
			No	Amt
		No	No	Amt
1.	CBI	0	0	0
2.	SBI	3	3	10.00
3..	UCO	0	0	0.00
4..	UBI	10	10	39.70
5.	TGB	5	5	17.10
6.	TSCB	2	2	6.56
7.	TCARDB	0	0	0.00
	Total:	20	20	73.36

Investment Project could be in the areas of plantation and horticulture, animal husbandry, fisheries, minor irrigation, waste land development, agro processing, food processing etc. with a typical project cost of Rs. 3 lac to 5 lac.

Target and achievement for New Farmers brought under finance during April' 2016 to Dec' 2016 for 2016-17 by the banks is given in the following table:

(Amount Rs in lac)

SI No	Name of Bank	New farmers	
		Achievement	
		No.	Amount
1	2	3	4
1	Allahabad Bank	13	2.89
2	Bank of Baroda	16	4.48
3	Bank of India	42	69.89
4	Bank of Maharashtra	0	0.00
5	Bharatiya mahila Bank	11	5.35
6	Canara Bank	147	59.05
7	Central Bank of India	13	3.84
8	Corporation Bank	0	0.00
9	IDBI Bank	87	34.09
10	Indian Bank	0	0.00
11	Indian Overseas Bank	0	0.00
12	Oriental Bank of Commerce	0	0.00
13	Punjab & Sind Bank	14	8.00
14	Punjab National Bank	0	0.00
15	State Bank of India	4431	2871.34
16	Syndicate Bank	14	3.19
17	UCO Bank	689	476.25
18	Union Bank of India	82	19.00
19	United Bank of India	5759	2015.61
20	Vijaya Bank	0	0.00
21	Axis Bank	76	38.00
22	Bandhan Bank	0	0.00
23	Federal Bank	0	0.00
24	HDFC	179	984.04
25	ICICI	33	7.28
26	Indusind Bank	0	0.00
27	South Indian Bank	0	0.00
28	Tripura Gramin Bank	15111	6710.14
29	TSCB	6666	2537.78
TOTAL		33383	15850.22

TRIPURA STATE			
Agenda Item-6			
FINANCE TO SMALL & MARGINAL FARMERS During The Year 2016-17 By The Scheduled Commercial Banks, RRBs and Co-Op Banks is Shown in The Following Table			
As on 31.12.2016			(Amt. in Lakhs)
Sl No	Name of Bank	Loans Granted To Small & Marginal Farmers	
		No.	Amount
1	2	3	4
1	Allahabad Bank	13	2.89
2	Bank of Baroda	16	4.48
3	Bank of India	42	69.89
4	Bank of Maharashtra	0	0.00
5	Bharatiya mahila Bank	11	5.35
6	Canara Bank	147	59.05
7	Central Bank of India	13	3.84
8	Corporation Bank	0	0.00
9	IDBI Bank	87	34.09
10	Indian Bank	0	0.00
11	Indian Overseas Bank	0	0.00
12	Oriental Bank of Commerce	0	0.00
13	Punjab & Sind Bank	14	8.00
14	Punjab National Bank	0	0.00
15	State Bank of India	4431	2871.34
16	Syndicate Bank	14	3.19
17	UCO Bank	689	476.25
18	Union Bank of India	82	19.00
19	United Bank of India	5759	2015.61
20	Vijaya Bank	0	0.00
21	Axis Bank	76	38.00
22	Bandhan Bank	0	0.00
23	Federal Bank	0	0.00
24	HDFC	179	984.04
25	ICICI	33	7.28
26	Indusind Bank	0	0.00
27	South Indian Bank	0	0.00
28	Tripura Gramin Bank	15111	6710.14
29	TSCB	6666	2537.78
TOTAL		33383	15850.22

FARMERS' CLUBS

Action Points emerged in the 119th SLBC Meeting held on 12.12.2016

Formation of Farmers' Clubs as per allocation given to Banks. (Action : All Banks & NABARD)

Status of implementation

Banks have initiated steps for the formation of Farmers' Clubs in all the Districts of the State. 48 Farmers' Clubs have been formed by the Banks during April-December 2016.

Sl.	NAME OF BANK	TARGET FOR FORMATION OF FARMERS' CLUB(2016-17)	Achievement As on 31.12.2016
1	Allahabad Bank	1	3
2	Axis Bank	2	0
3	Bandhan Bank	9	0
4	Bank of Baroda	1	0
5	Bank of India	5	2
6	Bharatiya Mahila Bank(BMB)	1	0
7	Canara Bank	5	0
8	Central Bank of India	2	0
9	Corporation Bank	1	0
10	HDFC	1	0
11	ICICI	3	0
12	IDBI	3	0
13	Indian Bank	1	0
14	Indian Overseas Bank	2	0
15	IndusInd Bank	1	0
16	Oriental Bank of Commerce	1	0
17	Punjab & Sind Bank	1	1
18	Punjab National Bank	1	0
19	SBI	23	0
20	Syndicate Bank	2	0
21	TGB	65	16
22	TSCB	26	19
23	UCO Bank	10	0
24	Union Bank of India	2	0
25	UBI	25	7
26	Vijaya Bank	1	0
27	Yes Bank	0	0
STATE TOTAL		195	48

Flow of Credit to MSME

The position of credit disbursement to MSME sector against the Annual Credit Plan for the State of Tripura for last 5 years is as under:

Amt. Rs. In Crore				
Sl.	Plan Year	Target	Achievement	% of Achievement
1	2012-13	602.89	456.31	76
2	2013-14	688.59	923.36	134
3	2014-15	747.82	846.32	113
4	2015-16	822.67	1219.64	148
5	2015-16(April to December)	822.67	746.27	91
6	2016-17(April to December)	967.06	923.41	95
Growth over last year		18%	24%	-

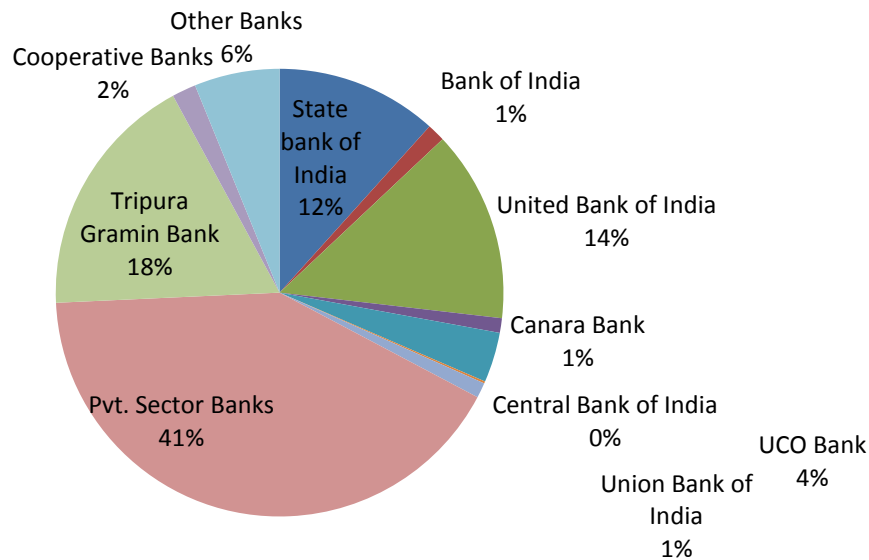
The disbursement made during the period April - December 2016 is Rs.923.41 crore i.e. 95% of the Annual Target, thus recording an increase of 24% over the disbursement of Rs. 746.27 crore made during the corresponding period of last year (2015-16).

Agency wise achievement Status of MSE / MSME under ACP in Tripura						
Status reports of last 5 Years is as under						
Plan Year	Parameter	Commercial Banks	RRB	Co-Operatives	Amt. Rs. In Crore	
					Others	Total
2012-2013 April to Dec	Target	339.06	184.84	78.99	0.00	602.89
	Achievement	223.43	101.12	29.88	0.00	354.43
	% of Achv	66	55	38	0	59
2013-2014 April to Dec	Target	391.39	207.09	90.11	0.00	688.59
	Achievement	544.98	39.27	41.16	0.00	625.42
	% of Achv	139	19	46	0	91
2014-2015 April to Dec	Target	448.48	210.54	88.80	0.00	747.82
	Achievement	485.37	128.57	30.1	0.00	644.04
	% of Achv	108	61	34	0	86
2015-2016 April to Dec	Target	510.69	216.04	95.94	0.00	822.67
	Achievement	580.05	150.38	15.84	0.00	746.27
	% of Achv	114	70	17	0	91
2016-2017 April to Dec	Target	610.96	241.39	114.71	0.00	967.06
	Achievement	742.82	164.60	15.99	0.00	923.41
	% of Achv	122	68	14	0	95

Details of achievement of MSME under ACP 2016-17 are furnished in the Annexure.

Share of Banks in achievement of ACP 2016-17 under MSME up to 31.12.2016		
Amt. Rs. In Crore		
Bank Name	Actual Achievement	% of Share
State bank of India	107.86	11.68
Bank of India	12.02	1.30
United Bank of India	127.84	13.84
Canara Bank	9.74	1.05
UCO Bank	33.39	3.62
Central Bank of India	1.36	0.15
Union Bank of India	10.09	1.09
Tripura Gramin Bank	164.6	17.83
Pvt. Sector Banks	383.59	41.54
Cooperative Banks	15.99	1.73
Other Banks	56.93	6.17
TOTAL	923.41	100.00

Share of Banks in achievement of ACP 2016-17 under MSME up to 31.12.2016



**Bank - wise Targets and Achievement in MSE/MSME for 2016-17
for the State of Tripura under ACP 2016 -2017 as on Dec' 2016**

							Amt. Rs. In Lakhs
Sl.No.	BANKS	2015-16(As onDec'15)			2016-17(As on Dec'16)		
		Target(T)	Achievement(A)	A as % of T	Target(T)	Achievement(A)	A as % of T
1	2	3	4	5	6	7	8
1	Allahabad Bank	620.00	833.71	134	735.00	425.98	58
2	Andhra Bank	190.00	3.65	2	250.00	30.62	12
3	Bank of Baroda	970.00	350.70	36	1000.00	709.26	71
4	Bank of Maharashtra	190.00	71.47	38	200.00	40.87	20
5	Bank of India	1510.00	731.15	48	2150.00	1201.53	56
6	Canara Bank	1455.00	1713.46	118	1945.00	974.15	50
7	Central Bank of India	1870.00	92.47	5	2010.00	136.05	7
8	Corporation Bank	240.00	70.00	29	325.00	95.00	29
9	Dena Bank	100.00	0.00	0	150.00	8.48	6
10	Indian Bank	1000.00	239.59	24	1150.00	150.72	13
11	IDBI BANK	600.00	175.00	29	790.00	361.08	46
12	Bharatiya Mahila Bank	70.00	49.64	71	140.00	83.99	60
13	Indian Overseas Bank	945.00	231.91	25	1035.00	64.36	6
14	Punjab National Bank	610.00	1054.99	173	700.00	286.00	41
15	Punjab & Sind Bank	610.00	65.00	11	700.00	95.00	14
16	State Bank of India	13470.00	10120.60	75	14980.00	10786.00	72
17	Syndicate Bank	945.00	970.34	103	1210.00	1027.62	85
18	Oriental Bank of Commerce	530.00	68.13	13	650.00	78.91	12
19	United Bank of India	13737.97	10142.11	74	16810.53	12783.53	76
20	Union Bank of India	1891.00	342.39	18	1980.00	1009.26	51
21	UCO Bank	3690.00	5978.06	162	4550.00	3338.73	73
22	Vijaya Bank	850.00	274.44	32	900.00	2235.22	248
A	ACP PUBLIC sec Bank	46093.97	33578.81	73	54360.53	35922.36	66
23	AXIS BANK	1500.00	2314.33	154	1675.00	1330.00	79
24	Bandhan Bank	0.00	19805.01	0	1090.00	34087.00	3127
25	HDFC	770.00	1202.50	156	885.00	1473.06	166
26	ICICI Bank	955.00	84.00	9	1210.00	89.75	7
27	IDFC Bank	0.00	0.00	0	0.00	530.19	0
28	Indusind Bank	310.00	607.21	196	375.00	729.61	195
29	South Indian Bank	530.00	413.30	78	550.00	93.00	17
30	Yes Bank	530.00	0.00	0	550.00	0.00	0
31	Federal Bank	190.00	0.00	0	200.00	21.00	11
32	Kotak Mahindra	190.00	0.00	0	200.00	5.74	3
B	ACP PRIVATE Sec bank	4975.00	24426.35	491	6735.00	38359.35	570
33	Tripura Gramin Bank	21604.10	15038.00	70	24138.65	16460.00	68
C	ACP RRB	21604.10	15038.00	70	24138.65	16460.00	68
34	ACUB	210.00	0.00	0	210.00	0.00	0
35	TCARDB	0.00	0.00	0	0.00	0.00	0
36	TSCB	9384.38	1583.78	17	11261.34	1598.91	14
D	ACP Coop. Bank	9594.38	1583.78	17	11471.34	1598.91	14
GRAND TOTAL		82267.45	74626.94	91	96705.52	92340.62	95

Flow of credit to Other Priority Sectors

The position of credit disbursement to Other Priority Sectors against the Annual Credit Plan for the State of Tripura for last 5 years is given below-

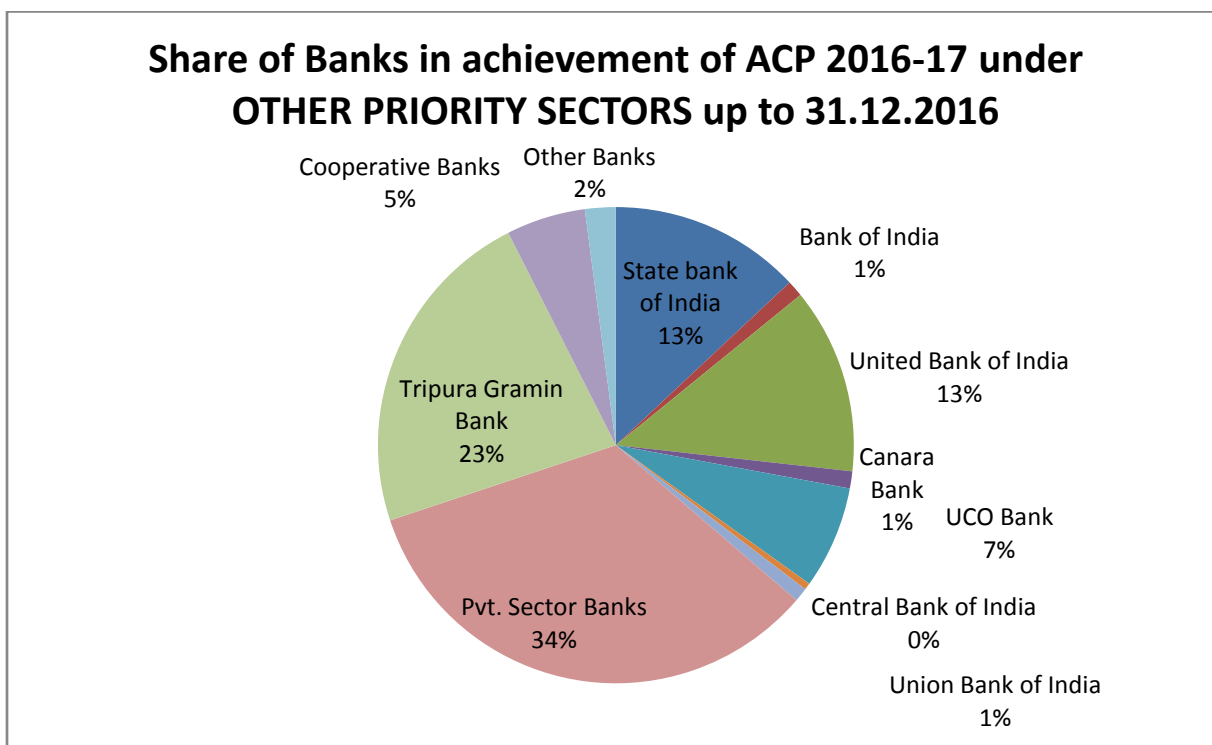
Amt. Rs. In Crore				
Sl.	Plan Year	Target	Achievement	% of Achievement
1	2012-13	393.54	427.59	109
2	2013-14	427.10	472.26	111
3	2014-15	464.51	433.62	93
4	2015-16	549.73	468.74	85
5	2015-16(April to December)	549.73	346.25	63
6	2016-17(April to December)	601.19	493.44	82
Growth over last year		9%	43%	-

All banks disbursed Rs. 493.44 crore during the period April - December 2016 recording a growth of 43% over the disbursement of Rs. 346.25 crore made during corresponding period of last year (2015-16).

Agency wise achievement Status of OTHER PRIORITY SECTORS(OPS) under ACP in Tripura						
Status reports of last 5 Years is as under						
Plan Year	Parameter	Commercial Banks	RRB	Co-Operatives	Amt. Rs. In Crore	
					Others	Total
2012-2013 April to Dec	Target	192.75	129.58	71.21	0.00	393.54
	Achievement	95.29	84.93	17.56	0.00	197.78
	% of Achv	49	66	25	0	50
2013-2014 April to Dec	Target	213.46	138.79	74.85	0.00	427.10
	Achievement	229.94	145.02	19.35	0.00	394.32
	% of Achv	108	104	26	0	92
2014-2015 April to Dec	Target	247.68	141.27	75.56	0.00	464.51
	Achievement	200.83	83.47	10.26	0.00	294.56
	% of Achv	81	59	14	0	63
2015-2016 April to Dec	Target	307.69	156.19	85.84	0.00	549.72
	Achievement	196.20	113.82	36.23	0.00	346.25
	% of Achv	64	73	42	0	63
2016-2017 April to Dec	Target	350.07	160.94	90.18	0.00	601.19
	Achievement	355.12	111.78	26.54	0.00	493.44
	% of Achv	101	69	29	0	82

Details of achievement of Other Priority Sectors(OPS) under ACP 2016-17 are furnished in the Annexure.

Share of Banks in achievement of ACP 2016-17 under OTHER PRIORITY SECTORS up to 31.12.2016		
Amt. Rs. In Crore		
Bank Name	Actual Achievement	% of Share
State bank of India	64.27	13.02
Bank of India	5.44	1.10
United Bank of India	62.32	12.63
Canara Bank	5.73	1.16
UCO Bank	34.43	6.98
Central Bank of India	2.24	0.45
Union Bank of India	4.65	0.94
Tripura Gramin Bank	111.78	22.65
Pvt. Sector Banks	165.74	33.59
Cooperative Banks	26.54	5.38
Other Banks	10.30	2.09
TOTAL	493.44	100.00

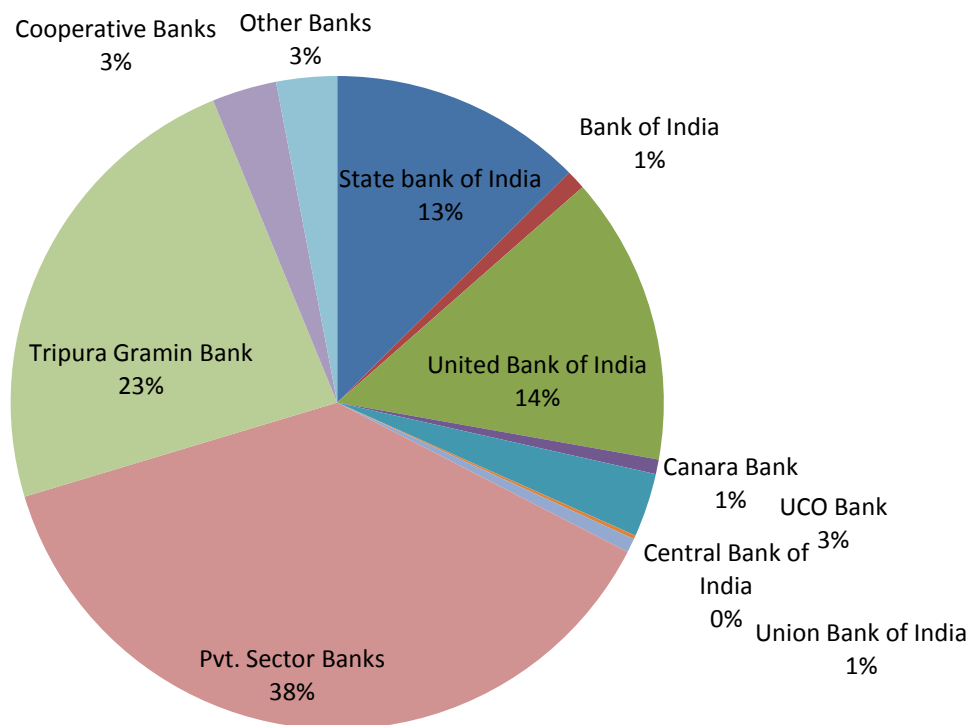


**Bank - wise Targets and Achievement in OTHER PRIORITY SECTORS for 2016-17
for the State of Tripura under ACP 2016 - 2017 as on Dec 2016**

						Amt. Rs. In Lakhs	
Sl.No.	BANKS	2015-16 (As on Dec'15)			2016-17 (As on Dec'16)		
		Target(T)	Achievement(A)	A as % of T	Target(T)	Achievement(A)	A as % of T
1	2	3	4	5	6	7	8
1	Allahabad Bank	227.50	168.10	74	282.50	231.55	82
2	Andhra Bank	150.00	0.00	0	175.00	16.52	9
3	Bank of Baroda	550.00	271.40	49	600.00	206.96	34
4	Bank of Maharashtra	150.00	17.63	12	175.00	0.00	0
5	Bank of India	975.00	638.61	65	1170.00	544.38	47
6	Canara Bank	960.00	1063.31	111	1185.00	573.18	48
7	Central Bank of India	1065.00	316.42	30	1130.00	223.96	20
8	Corporation Bank	200.00	49.03	25	250.00	30.00	12
9	Dena Bank	100.00	0.00	0	125.00	8.46	7
10	Indian Bank	530.00	426.43	80	600.00	120.60	20
11	IDBI BANK	420.00	65.00	15	495.00	66.41	13
12	Bharatiya Mahila Bank	60.00	69.43	116	105.00	153.16	146
13	Indian Overseas Bank	680.00	38.13	6	705.00	6.85	1
14	Punjab National Bank	235.00	74.80	32	300.00	34.06	11
15	Punjab & Sind Bank	235.00	84.00	36	300.00	96.00	32
16	State Bank of India	8570.00	6171.00	72	9075.00	6427.00	71
17	Syndicate Bank	485.00	328.67	68	560.00	16.96	3
18	Oriental Bank of Commerce	175.00	39.85	23	230.00	4.73	2
19	United Bank of India	8262.89	5824.88	70	9003.21	6232.29	69
20	Union Bank of India	880.00	516.70	59	930.00	465.24	50
21	UCO Bank	2666.30	2878.79	108	3380.00	3442.79	102
22	Vijaya Bank	475.00	124.30	26	500.00	37.73	8
A	ACP PUBLIC sec Bank	28051.69	19166.48	68	31275.71	18938.83	61
23	AXIS BANK	840.00	149.75	18	939.30	23.20	2
24	Bandhan Bank	0.00	0.00	0	742.00	16399.00	2210
25	HDFC	440.00	59.49	14	460.00	7.06	2
26	ICICI Bank	572.50	0.00	0	675.00	0.00	0
27	IDFC Bank	0.00	0.00	0	0.00	0.00	0
28	Indusind Bank	215.00	0.00	0	215.00	0.00	0
29	South Indian Bank	175.00	244.31	140	175.00	144.29	82
30	Yes Bank	175.00	0.00	0	175.00	0.00	0
31	Federal Bank	150.00	0.00	0	175.00	0.00	0
32	Kotak Mahindra	150.00	0.00	0	175.00	0.00	0
B	ACP PRIVATE Sec bank	2717.50	453.55	17	3731.30	16573.55	444
33	Tripura Gramin Bank	15619.33	11382.00	73	16093.91	11178.00	69
C	ACP RRB	15619.33	11382.00	73	16093.91	11178.00	69
34	ACUB	800.00	85.44	11	800.00	179.00	22
35	TCARDB	211.00	138.11	65	250.00	31.64	13
36	TSCB	7573.00	3399.59	45	7968.30	2443.05	31
D	ACP Coop. Bank	8584.00	3623.14	42	9018.30	2653.69	29
GRAND TOTAL		54972.52	34625.17	63	60119.22	49344.07	82

Share of Banks in achievement of ACP 2016-17 under PRIORITY SECTOR up to 31.12.2016		
		Amt. Rs. In Crore
Bank Name	Actual Achievement	% of Share
State bank of India	318.32	12.57
Bank of India	24.51	0.97
United Bank of India	361.30	14.26
Canara Bank	18.35	0.72
UCO Bank	80.02	3.16
Central Bank of India	4.78	0.19
Union Bank of India	17.69	0.70
Tripura Gramin Bank	594.03	23.45
Pvt. Sector Banks	957.15	37.78
Cooperative Banks	81.10	3.20
Other Banks	76.10	3.00
TOTAL	2533.35	100.00

Share of Banks in achievement of ACP 2016-17 under PRIORITY SECTOR up to 31.12.2016



POTENTIAL LINKED CREDIT PLAN –2017-18

NABARD, like previous years, has already prepared PLPs for all the 8 districts considering potentialities and past performance.

Based on the PLPs of 8 districts, SLBC has summarized the State PLP for 2017-18, which is furnished below:

ACP 2016-17 (Amt. Rs. in Lakhs)		
SECTOR	NABARD PLP	ACP
Agriculture	211710.85	211710.85
MSME	109048.27	109048.27
OPS	67185.92	67185.92
Total Prisec	387945.04	387945.04
Non-Prisec		50655.00
GRAND TOTAL	387945.04	438600.04

Lead District Managers (LDMs) have already prepared projected District Credit Plans on the basis of PLPs prepared by NABARD which are annexed. LDMs will place these draft credit plans to their respective DCCs for approval.

Projected Plan outlay for 2017-18 stands at Rs 4386.00 crore which is 31.55% higher than the ACP 2016-17 for Rs 3343.24 crore.

Draft ACP 2017-18 with sub-sector Agriculture, Allied Activities and Other Sectors

DISTRICT: WEST TRIPURA

Sl No	Name	No of Old Bank Brs	NEW BRANCH	Crop Loan	Water Resource	Dairy Dev	Fishery	Poultry	FMS	Other	Total Agri	MSME	OPS	Total Prisec	NON Prisec	TOTAL
1	A.B.	1		0.00	2.00	10.00	5.00	5.00	2.00	30.00	54.00	250.00	200.00	504.00	50.00	554.00
2	Andhra Bank	1		0.00	0.00	0.00	0.00	0.00	0.00	0.00	0.00	250.00	175.00	425.00	50.00	475.00
3	BOB	3		0.00	4.00	50.00	45.00	50.00	10.00	100.00	259.00	750.00	500.00	1509.00	150.00	1659.00
4	Bank of Maharashtra	1		0.00	0.00	0.00	0.00	0.00	0.00	0.00	0.00	250.00	175.00	425.00	50.00	475.00
5	BOI	6		300.00	5.00	60.00	40.00	40.00	10.00	180.00	635.00	1500.00	650.00	2785.00	300.00	3085.00
6	CB	5		850.00	5.00	60.00	60.00	55.00	10.00	150.00	1190.00	1250.00	450.00	2890.00	250.00	3140.00
7	CBI	4		700.00	3.00	60.00	45.00	40.00	10.00	120.00	978.00	1000.00	900.00	2878.00	200.00	3078.00
8	CORPORATION BANK	1		0.00	0.00	0.00	0.00	0.00	0.00	0.00	0.00	250.00	175.00	425.00	50.00	475.00
9	Dena Bank	1		0.00	0.00	0.00	0.00	0.00	0.00	0.00	0.00	250.00	125.00	375.00	50.00	425.00
10	IB	2		0.00	0.00	0.00	0.00	0.00	0.00	0.00	0.00	500.00	500.00	1000.00	100.00	1100.00
11	IDBI BANK	1	1	100.00	4.00	40.00	80.00	70.00	12.00	60.00	366.00	300.00	175.00	841.00	80.00	921.00
12	BHARATIYA MAHILA BANK	1		0.00	1.00	20.00	15.00	15.00	2.00	30.00	83.00	250.00	75.00	408.00	50.00	458.00
13	IOB	2		449.00	1.00	30.00	20.00	20.00	5.00	60.00	585.00	400.00	500.00	1485.00	100.00	1585.00
14	PNB	1		0.00	0.00	0.00	0.00	0.00	0.00	0.00	0.00	250.00	200.00	450.00	50.00	500.00
15	P&SB	1		0.00	0.00	0.00	0.00	0.00	0.00	0.00	0.00	250.00	200.00	450.00	50.00	500.00
16	SBI	23	4	3400.00	30.00	400.00	450.00	600.00	85.00	850.00	5815.00	4500.00	4000.00	14315.00	1500.00	15815.00
17	SYNDICATE BANK	1		0.00	0.00	0.00	0.00	0.00	0.00	0.00	0.00	250.00	200.00	450.00	50.00	500.00
18	OBC	1		0.00	0.00	0.00	0.00	0.00	0.00	0.00	0.00	250.00	200.00	450.00	50.00	500.00
19	UBI	20		2500.00	22.00	330.00	350.00	500.00	72.00	600.00	4374.00	3500.00	2500.00	10374.00	1100.00	11474.00
20	UB	4		0.00	2.00	40.00	70.00	40.00	10.00	120.00	282.00	1000.00	650.00	1932.00	200.00	2132.00
21	UCO	8		800.00	3.00	60.00	60.00	60.00	15.00	240.00	1238.00	2000.00	1150.00	4388.00	400.00	4788.00
22	VB	3	1	0.00	1.00	25.00	25.00	25.00	5.00	100.00	181.00	800.00	500.00	1481.00	180.00	1661.00
	ASCB of PSBs Sub-Total	91	6	9099.00	83.00	1185.00	1265.00	1520.00	248.00	2640.00	16040.00	20000.00	14200.00	50240.00	5060.00	55300.00
23	AXIS BANK	3		0.00	0.25	20.00	15.00	15.00	1.00	30.00	81.25	900.00	600.00	1581.25	150.00	1731.25
24	Bandhan Bank	7		8500.00	0.00	200.00	150.00	170.00	20.00	2700.00	11740.00	11000.00	1600.00	24340.00	1000.00	25340.00
25	HDFC BANK	3		0.00	3.00	75.00	134.00	70.00	12.00	250.00	544.00	900.00	320.00	1764.00	150.00	1914.00
26	ICICI	3		200.00	7.00	80.00	70.00	80.00	16.00	200.00	653.00	900.00	300.00	1853.00	150.00	2003.00
27	IDFC Bank	0	1	0.00	0.00	0.00	0.00	0.00	0.00	0.00	0.00	150.00	75.00	225.00	25.00	250.00
28	INDUSIND BANK	1		0.00	3.00	60.00	50.00	50.00	12.00	30.00	205.00	300.00	175.00	680.00	50.00	730.00
29	SOUTH INDIA BANK	1		0.00	0.00	0.00	0.00	0.00	0.00	0.00	0.00	300.00	175.00	475.00	50.00	525.00
30	Yes Bank	1		0.00	0.00	0.00	0.00	0.00	0.00	0.00	0.00	300.00	175.00	475.00	50.00	525.00
31	Federal Bank	1		0.00	0.00	0.00	0.00	0.00	0.00	0.00	0.00	300.00	175.00	475.00	50.00	525.00
32	Kotak Mahindra	1		0.00	0.00	0.00	0.00	0.00	0.00	0.00	0.00	300.00	175.00	475.00	50.00	525.00
	ASCB of Pvt s Sub-Total	21	1	8700.00	13.25	435.00	419.00	385.00	61.00	3210.00	13223.25	15350.00	3770.00	32343.25	1725.00	34068.25
33	TGB	35	2	6000.00	58.00	900.00	700.00	1150.00	170.00	1000.00	9978.00	5100.00	4000.00	19078.00	1950.00	21028.00
	ASCB of PSBs Sub-Total	35	2	6000.00	58.00	900.00	700.00	1150.00	170.00	1000.00	9978.00	5100.00	4000.00	19078.00	1950.00	21028.00
34	ACUB	2		0.00	0.00	0.00	0.00	0.00	0.00	0.00	0.00	0.00	450.00	450.00	50.00	500.00
35	TCARDB	1		0.00	8.00	50.00	70.00	100.00	27.00	100.00	355.00	0.00	50.00	405.00	0.00	405.00
36	TSCB	18		3700.47	17.85	342.76	250.55	327.67	50.33	639.88	5329.51	4504.03	2662.90	12496.44	915.00	13411.44
	ASCB of Coop Sub-Total	21	0	3700.47	25.85	392.76	320.55	427.67	77.33	739.88	5684.51	4504.03	3162.90	13351.44	965.00	14316.44
	GRAND TOTAL	168	9	27499.47	180.10	2912.76	2704.55	3482.67	556.33	7589.88	44925.76	44954.03	25132.90	115012.69	9700.00	124712.69

Draft ACP 2017-18 with sub-sector Agriculture, Allied Activities and Other Sectors

DISTRICT:KHOWAI

SI No	Name	No of Old Bank Brs	NEW BRANCH	Crop Loan	Water Resource	Dairy Dev	Fishery	Poultry	FMS	Other	Total Agri	MSME	OPS	Total Prisec	NON Prisec	TOTAL
1	AB	1		150.00	6.00	25.00	15.00	10.00	4.00	50.00	260.00	100.00	75.00	435.00	75.00	510.00
2	CB	1		110.00	1.00	25.00	15.00	10.00	4.00	50.00	215.00	75.00	75.00	365.00	75.00	440.00
3	CORPORATION BANK	1		110.00	0.55	25.00	15.00	10.00	4.00	50.00	214.55	75.00	75.00	364.55	75.00	439.55
4	IOB	1		110.00	1.00	25.00	15.00	10.00	4.00	50.00	215.00	75.00	75.00	365.00	75.00	440.00
5	SBI	2		1600.00	5.00	100.00	80.00	70.00	25.00	250.00	2130.00	250.00	400.00	2780.00	250.00	3030.00
6	UBI	5		3000.00	12.00	225.00	150.00	175.00	60.00	500.00	4122.00	300.00	1000.00	5422.00	500.00	5922.00
7	UCO	3		1800.00	11.00	110.00	120.00	100.00	40.00	250.00	2431.00	200.00	500.00	3131.00	400.00	3531.00
	ASCB of PSBs Sub-Total	14	0	6880.00	36.55	535.00	410.00	385.00	141.00	1200.00	9587.55	1075.00	2200.00	12862.55	1450.00	14312.55
8	Bandhan Bank	2	1	2000.00	20.00	100.00	100.00	80.00	10.00	500.00	2810.00	1500.00	600.00	4910.00	400.00	5310.00
9	ICICI	1		150.00	6.00	25.00	15.00	10.00	4.00	40.00	250.00	100.00	75.00	425.00	75.00	500.00
	ASCB of Pvt s Sub-Total	3	1	2150.00	26.00	125.00	115.00	90.00	14.00	540.00	3060.00	1600.00	675.00	5335.00	475.00	5810.00
10	TGB	13		5850.00	34.00	500.00	300.00	410.00	120.00	800.00	8014.00	500.00	2220.00	10734.00	1000.00	11734.00
	ASCB of PSBs Sub-Total	13	0	5850.00	34.00	500.00	300.00	410.00	120.00	800.00	8014.00	500.00	2220.00	10734.00	1000.00	11734.00
11	TSCB Ltd	5		2974.36	9.53	182.76	115.78	147.68	47.05	449.41	3926.57	341.29	949.74	5217.60	480.00	5697.60
	ASCB ofCoop Sub-Total	5	0	2974.36	9.53	182.76	115.78	147.68	47.05	449.41	3926.57	341.29	949.74	5217.60	480.00	5697.60
	GRAND TOTAL	35	1	17854.36	106.08	1342.76	940.78	1032.68	322.05	2989.41	24588.12	3516.29	6044.74	34149.15	3405.00	37554.15

Draft ACP 2017-18 with sub-sector Agriculture, Allied Activities and Other Sectors

DISTRICT:SEPAHIJALA

SI No	Name	No of Old Bank Brs	NEW BRANCH	Crop Loan	Water Resource	Dairy Dev	Fishery	Poultry	FMS	Other	Total Agri	MSME	OPS	Total Prisec	NON Prisec	TOTAL
1	BOI	2		200.00	2.00	20.00	20.00	15.00	10.00	100.00	367.00	300.00	200.00	867.00	100.00	967.00
2	Canara Bank	1		100.00	1.00	20.00	20.00	10.00	5.00	50.00	206.00	150.00	100.00	456.00	60.00	516.00
3	PNB	1		100.00	1.00	50.00	25.00	10.00	5.00	50.00	241.00	150.00	100.00	491.00	60.00	551.00
4	P&SB	1		100.00	1.00	50.00	25.00	10.00	5.00	50.00	241.00	150.00	100.00	491.00	60.00	551.00
5	SBI	5		2100.00	10.00	300.00	150.00	100.00	30.00	250.00	2940.00	1200.00	1550.00	5690.00	400.00	6090.00
6	SYNDICATE BANK	1		100.00	1.00	30.00	20.00	10.00	5.00	50.00	216.00	150.00	100.00	466.00	35.00	501.00
7	OBC	1		100.00	3.00	8.00	2.50	5.00	2.50	50.00	171.00	150.00	30.00	351.00	50.00	401.00
8	UBI	5		2100.00	10.00	300.00	150.00	100.00	30.00	250.00	2940.00	1200.00	1550.00	5690.00	400.00	6090.00
9	UCO	4	1	1700.00	5.00	200.00	60.00	50.00	20.00	200.00	2235.00	600.00	800.00	3635.00	270.00	3905.00
	ASCB of PSBs Sub-Total	21	1	6600.00	34.00	978.00	472.50	310.00	112.50	1050.00	9557.00	4050.00	4530.00	18137.00	1435.00	19572.00
10	AXIS Bank	1		100.00	1.00	50.00	20.00	10.00	5.00	50.00	236.00	150.00	100.00	486.00	55.00	541.00
11	Bandhan Bank	4		3000.00	10.00	573.00	200.00	90.00	60.00	1600.00	5533.00	3000.00	1400.00	9933.00	1250.00	11183.00
	ASCB of Pvt s Sub-Total	5	0	3100.00	11.00	623.00	220.00	100.00	65.00	1650.00	5769.00	3150.00	1500.00	10419.00	1305.00	11724.00
12	TGB	17		6000.00	25.00	700.00	400.00	175.00	48.00	1000.00	8348.00	3550.00	4900.00	16798.00	1300.00	18098.00
	ASCB of PSBs Sub-Total	17	0	6000.00	25.00	700.00	400.00	175.00	48.00	1000.00	8348.00	3550.00	4900.00	16798.00	1300.00	18098.00
13	TCARDB	1		0.00	2.00	80.00	40.00	14.00	5.00	100.00	241.00	0.00	0.00	241.00	0.00	241.00
14	TSCB	8		3036.65	13.06	400.00	140.64	80.77	22.38	535.96	4229.46	1838.69	2038.27	8106.42	500.00	8606.42
	ASCB ofCoop Sub-Total	9	0	3036.65	15.06	480.00	180.64	94.77	27.38	635.96	4470.46	1838.69	2038.27	8347.42	500.00	8847.42
	GRAND TOTAL	52	1	18736.65	85.06	2781.00	1273.14	679.77	252.88	4335.96	28144.46	12588.69	12968.27	53701.42	4540.00	58241.42

Draft ACP 2017-18 with sub-sector Agriculture, Allied Activities and Other Sectors

DISTRICT: GOMATI

Sl No	Name	No of Old Bank Brs	NEW BRANCH	Crop Loan	Water Resource	Dairy Dev	Fishery	Poultry	FMS	Other	Total Agri	MSME	OPS	Total Prisec	NON Prisec	TOTAL
1	AB	1		350.00	0.00	20.00	15.00	10.00	10.00	50.00	455.00	200.00	100.00	755.00	150.00	905.00
2	BOB	1		350.00	0.00	20.00	15.00	10.00	10.00	50.00	455.00	200.00	100.00	755.00	150.00	905.00
3	BOI	2		700.00	0.00	40.00	30.00	20.00	20.00	100.00	910.00	400.00	200.00	1510.00	300.00	1810.00
4	CANARA	2		700.00	0.00	40.00	30.00	20.00	20.00	100.00	910.00	400.00	200.00	1510.00	300.00	1810.00
5	CBI	1		350.00	0.00	20.00	15.00	10.00	10.00	50.00	455.00	200.00	100.00	755.00	150.00	905.00
6	IDBI	4	1	1400.00	1.10	60.00	60.00	40.00	10.00	200.00	1771.10	800.00	200.00	2771.10	600.00	3371.10
7	BHARATIYA MAHILA BANK	1		350.00	0.00	10.00	15.00	10.00	10.00	50.00	445.00	200.00	100.00	745.00	150.00	895.00
8	IOB	1		350.00	0.03	15.00	15.00	10.00	10.00	50.00	450.03	200.00	100.00	750.03	150.00	900.03
9	SBI	5		1600.00	0.00	180.00	100.00	160.00	50.00	400.00	2490.00	1000.00	500.00	3990.00	800.00	4790.00
10	SYNDICATE	1		350.00	0.00	10.00	15.00	10.00	10.00	50.00	445.00	200.00	100.00	745.00	150.00	895.00
11	UBI	7		2200.00	0.00	300.00	150.00	220.00	70.00	550.00	3490.00	1200.00	700.00	5390.00	1100.00	6490.00
12	UNION	1		350.00	0.00	10.00	15.00	10.00	10.00	50.00	445.00	200.00	100.00	745.00	150.00	895.00
13	UCO	2		700.00	1.09	30.00	30.00	20.00	20.00	100.00	901.09	400.00	200.00	1501.09	300.00	1801.09
ASCB of PSBs Sub-Total		29	1	9750.00	2.22	755.00	505.00	550.00	260.00	1800.00	13622.22	5600.00	2700.00	21922.22	4450.00	26372.22
14	AXIS	1		350.00	0.00	10.00	10.00	10.00	10.00	50.00	440.00	200.00	100.00	740.00	150.00	890.00
15	Bandhan Bank	2		4000.00	0.00	20.00	50.00	50.00	50.00	100.00	4270.00	2500.00	500.00	7270.00	400.00	7670.00
16	HDFC	1		350.00	0.00	10.00	10.00	10.00	10.00	50.00	440.00	200.00	100.00	740.00	150.00	890.00
17	ICICI	1		350.00	0.00	10.00	10.00	10.00	10.00	50.00	440.00	200.00	100.00	740.00	150.00	890.00
ASCB of Pvt s Sub-Total		5	0	5050.00	0.00	50.00	80.00	80.00	80.00	250.00	5590.00	3100.00	800.00	9490.00	850.00	10340.00
18	TGB	18		5000.00	0.55	120.00	130.00	100.00	80.00	150.00	5580.55	1100.00	650.00	7330.55	1000.00	8330.55
ASCB of RRBs Sub-Total		18	0	5000.00	0.55	120.00	130.00	100.00	80.00	150.00	5580.55	1100.00	650.00	7330.55	1000.00	8330.55
19	ACUB	1		0.00	0.00	0.00	0.00	0.00	0.00	0.00	0.00	200.00	100.00	300.00	100.00	400.00
20	TCARDB	1		0.00	0.00	50.00	30.00	30.00	20.00	50.00	180.00	0.00	100.00	280.00	0.00	280.00
21	TSCB Ltd	8		2495.95	0.00	88.80	111.37	80.08	36.85	188.10	3001.15	740.71	396.28	4138.14	420.00	4558.14
ASCB of Coop Sub-Total		10	0	2495.95	0.00	138.80	141.37	110.08	56.85	238.10	3181.15	940.71	596.28	4718.14	520.00	5238.14
GRAND TOTAL		62	1	22295.95	2.77	1063.80	856.37	840.08	476.85	2438.10	27973.92	10740.71	4746.28	43460.91	6820.00	50280.91

Draft ACP 2017-18 with sub-sector Agriculture, Allied Activities and Other Sectors

DISTRICT: SOUTH TRIPURA

Sl No	Name	No of Old Bank Brs	NEW BRANCH	Crop Loan	Water Resource	Dairy Dev	Fishery	Poultry	FMS	Other	Total Agri	MSME	OPS	Total Prisec	NON Prisec	TOTAL
1	BOI		1	400.00	0.00	10.00	10.00	10.00	5.00	50.00	485.00	50.00	50.00	585.00	50.00	635.00
2	CANARA	1		550.00	1.78	20.00	15.00	15.00	5.00	50.00	656.78	200.00	150.00	1006.78	100.00	1106.78
3	IDBI	1		550.00	0.00	20.00	15.00	15.00	5.00	50.00	655.00	200.00	150.00	1005.00	100.00	1105.00
4	SBI	8		3500.00	15.00	150.00	120.00	120.00	50.00	400.00	4355.00	800.00	1600.00	6755.00	1400.00	8155.00
5	UBI	9		4000.00	20.00	160.00	150.00	135.00	50.00	450.00	4965.00	900.00	1800.00	7665.00	1600.00	9265.00
6	UNION	1		550.00	2.50	20.00	15.00	15.00	10.00	50.00	662.50	200.00	150.00	1012.50	100.00	1112.50
7	UCO	2		1000.00	3.56	20.00	30.00	30.00	5.00	100.00	1188.56	250.00	300.00	1738.56	200.00	1938.56
ASCB of PSBs Sub-Total		22	1	10550.00	42.84	400.00	355.00	340.00	130.00	1150.00	12967.84	2600.00	4200.00	19767.84	3550.00	23317.84
8	AXIS	1		550.00	0.55	20.00	10.00	15.00	2.00	50.00	647.55	200.00	150.00	997.55	100.00	1097.55
9	Bandhan Bank	2		10000.00	5.00	100.00	30.00	50.00	20.00	500.00	10705.00	3700.00	200.00	14605.00	400.00	15005.00
ASCB of Pvt s Sub-Total		3	0	10550.00	5.55	120.00	40.00	65.00	22.00	550.00	11352.55	3900.00	350.00	15602.55	500.00	16102.55
10	TGB	19		5100.00	55.00	400.00	250.00	220.00	130.00	680.00	6835.00	2000.00	2800.00	11635.00	1900.00	13535.00
ASCB of RRBs Sub-Total		19	0	5100.00	55.00	400.00	250.00	220.00	130.00	680.00	6835.00	2000.00	2800.00	11635.00	1900.00	13535.00
11	TCARDB	1		0.00	2.50	35.00	30.00	20.00	17.58	100.00	205.08	0.00	150.00	355.08	0.00	355.08
12	TSCB Ltd	8		3172.81	18.41	103.40	66.57	49.79	40.00	235.79	3686.77	1206.48	975.32	5868.57	1080.00	6948.57
ASCB of Coop Sub-Total		9	0	3172.81	20.91	138.40	96.57	69.79	57.58	335.79	3891.85	1206.48	1125.32	6223.65	1080.00	7303.65
GRAND TOTAL		53	1	29372.81	124.30	1058.40	741.57	694.79	339.58	2715.79	35047.24	9706.48	8475.32	53229.04	7030.00	60259.04

Draft ACP 2017-18 with sub-sector Agriculture, Allied Activities and Other Sectors

DISTRICT:NORTH TRIPURA

SI No	Name	No of Old Bank Brs	NEW BRANCH	Crop Loan	Water Resource	Dairy Dev	Fishery	Poultry	FMS	Other	Total Agri	MSME	OPS	Total Prisec	NON Prisec	TOTAL
1	BOI	1		300.00	2.00	20.00	25.00	15.00	20.00	50.00	432.00	200.00	100.00	732.00	100.00	832.00
2	CANARA	1		300.00	2.00	20.00	25.00	15.00	20.00	50.00	432.00	200.00	100.00	732.00	100.00	832.00
3	IDBI BANK	1		300.00	2.00	10.00	25.00	15.00	20.00	50.00	422.00	200.00	100.00	722.00	100.00	822.00
4	PNB		1	200.00	0.00	0.00	0.00	0.00	0.00	50.00	250.00	100.00	50.00	400.00	50.00	450.00
5	SBI	8	1	3200.00	20.00	350.00	350.00	200.00	200.00	500.00	4820.00	2500.00	950.00	8270.00	1700.00	9970.00
6	SYNDICATE BANK	3		900.00	6.00	45.00	75.00	50.00	60.00	150.00	1286.00	600.00	300.00	2186.00	300.00	2486.00
7	UBI	5		1500.00	10.00	250.00	200.00	150.00	100.00	300.00	2510.00	1300.00	550.00	4360.00	1200.00	5560.00
8	UNION	1		300.00	5.00	30.00	25.00	15.00	20.00	50.00	445.00	200.00	100.00	745.00	100.00	845.00
9	UCO	1		300.00	5.00	25.00	25.00	15.00	20.00	50.00	440.00	200.00	100.00	740.00	100.00	840.00
	ASCB of PSBs Sub-Total	21		7300.00	52.00	750.00	750.00	475.00	460.00	1250.00	11037.00	5500.00	2350.00	18887.00	3750.00	22637.00
10	AXIS	1		300.00	2.00	25.00	25.00	15.00	20.00	50.00	437.00	200.00	75.00	712.00	100.00	812.00
11	Bandhan Bank		1	2000.00	5.00	100.00	50.00	50.00	20.00	50.00	2275.00	1300.00	100.00	3675.00	100.00	3775.00
12	HDFC Bank	1		300.00	2.00	25.00	25.00	15.00	20.00	50.00	437.00	200.00	75.00	712.00	100.00	812.00
13	ICICI	1		300.00	2.00	20.00	25.00	15.00	20.00	50.00	432.00	200.00	75.00	707.00	100.00	807.00
14	INDUSIND	1		300.00	2.00	25.00	25.00	15.00	20.00	50.00	437.00	200.00	75.00	712.00	100.00	812.00
	ASCB of Pvt s Sub-Total	4		3200.00	13.00	195.00	150.00	110.00	100.00	250.00	4018.00	2100.00	400.00	6518.00	500.00	7018.00
15	TGB	16		3600.00	15.00	350.00	280.00	165.00	70.00	250.00	4730.00	2900.00	950.00	8580.00	2000.00	10580.00
	ASCB of RRBs Sub-Total	16		3600.00	15.00	350.00	280.00	165.00	70.00	250.00	4730.00	2900.00	950.00	8580.00	2000.00	10580.00
16	TSCB Ltd	3		726.15	14.73	115.39	53.39	50.51	33.17	147.16	1140.50	601.28	284.68	2026.46	340.00	2366.46
	ASCB of Coop Sub-Total	3		726.15	14.73	115.39	53.39	50.51	33.17	147.16	1140.50	601.28	284.68	2026.46	340.00	2366.46
	GRAND TOTAL	44	3	14826.15	94.73	1410.39	1233.39	800.51	663.17	1897.16	20925.50	11101.28	3984.68	36011.46	6590.00	42601.46

Draft ACP 2017-18 with sub-sector Agriculture, Allied Activities and Other Sectors

DISTRICT:UNAKOTI

SI No	Name	No of Old Bank Brs	NEW BRANCH	Crop Loan	Water Resource	Dairy Dev	Fishery	Poultry	FMS	Other	Total Agri	MSME	OPS	Total Prisec	NON Prisec	TOTAL
1	CANARA	1		300.00	1.00	5.00	50.00	15.00	2.00	25.00	398.00	300.00	100.00	798.00	75.00	873.00
2	CBI	1		300.00	1.00	5.00	50.00	15.00	2.00	25.00	398.00	300.00	100.00	798.00	75.00	873.00
3	IOB	1		300.00	2.00	5.00	50.00	15.00	10.00	30.00	412.00	300.00	100.00	812.00	75.00	887.00
4	SBI	3		1000.00	10.00	140.00	150.00	120.00	40.00	200.00	1660.00	1000.00	400.00	3060.00	1600.00	4660.00
5	UBI	3		1000.00	10.00	140.00	150.00	120.00	40.00	200.00	1660.00	1000.00	400.00	3060.00	1600.00	4660.00
6	UCO	2		500.00	8.00	50.00	100.00	30.00	8.00	40.00	736.00	500.00	200.00	1436.00	150.00	1586.00
	ASCB of PSBs Sub-Total	11	0	3400.00	32.00	345.00	550.00	315.00	102.00	520.00	5264.00	3400.00	1300.00	9964.00	3575.00	13539.00
7	Bandhan Bank		2	2000.00	8.00	100.00	100.00	50.00	17.61	80.00	2355.61	1500.00	200.00	4055.61	100.00	4155.61
8	ICICI	1		300.00	2.00	20.00	20.00	10.00	2.00	15.00	369.00	100.00	100.00	569.00	60.00	629.00
	ASCB of Pvt s Sub-Total	1	2	2300.00	10.00	120.00	120.00	60.00	19.61	95.00	2724.61	1600.00	300.00	4624.61	160.00	4784.61
9	TGB	10		2600.00	7.00	190.00	180.00	70.00	30.00	100.00	3177.00	1400.00	600.00	5177.00	2000.00	7177.00
	ASCB of RRBs Sub-Total	10	0	2600.00	7.00	190.00	180.00	70.00	30.00	100.00	3177.00	1400.00	600.00	5177.00	2000.00	7177.00
10	TCARDB	1		0.00	0.00	0.00	0.00	0.00	0.00	15.00	15.00	0.00	0.00	15.00	0.00	15.00
11	TSCB Ltd	5		1445.89	3.47	44.84	36.10	24.92	4.79	67.95	1627.96	733.10	153.46	2514.52	535.00	3049.52
	ASCB of Coop Sub-Total	6	0	1445.89	3.47	44.84	36.10	24.92	4.79	82.95	1642.96	733.10	153.46	2529.52	535.00	3064.52
	GRAND TOTAL	28	2	9745.89	52.47	699.84	886.10	469.92	156.40	797.95	12808.57	7133.10	2353.46	22295.13	6270.00	28565.13

Draft ACP 2017-18 with sub-sector Agriculture, Allied Activities and Other Sectors

DISTRICT: DHALAI

SI No	Name	No of Old Bank Brs	NEW BRANCH	Crop Loan	Water Resource	Dairy Dev	Fishery	Poultry	FMS	Other	Total Agri	MSME	OPS	Total Prisec	NON Prisec	TOTAL
1	BOI	1		200.00	3.00	5.00	10.00	15.00	15.00	100.00	348.00	150.00	100.00	598.00	100.00	698.00
2	CANARA	1		200.00	3.00	5.00	10.00	15.00	15.00	100.00	348.00	150.00	100.00	598.00	100.00	698.00
3	CBI	1		200.00	3.00	5.00	10.00	15.00	15.00	100.00	348.00	150.00	100.00	598.00	100.00	698.00
4	IB	1		200.00	3.00	5.00	10.00	15.00	15.00	100.00	348.00	150.00	100.00	598.00	100.00	698.00
5	SBI	4		800.00	30.00	50.00	150.00	60.00	60.00	400.00	1550.00	1200.00	400.00	3150.00	1200.00	4350.00
6	UBI	8		1600.00	60.00	100.00	300.00	120.00	120.00	800.00	3100.00	1600.00	800.00	5500.00	1500.00	7000.00
7	UCO	4		800.00	20.00	20.00	40.00	60.00	40.00	400.00	1380.00	600.00	400.00	2380.00	400.00	2780.00
	ASCB of PSBs Sub-Total	20	0	4000.00	122.00	190.00	530.00	300.00	280.00	2000.00	7422.00	4000.00	2000.00	13422.00	3500.00	16922.00
8	Bandhan Bank	2		3000.00	5.00	60.00	60.00	100.00	30.00	200.00	3455.00	2000.00	200.00	5655.00	400.00	6055.00
9	ICICI	1		200.00	3.00	10.00	10.00	15.00	15.00	100.00	353.00	150.00	100.00	603.00	100.00	703.00
	ASCB of Pvt s Sub-Total	3	0	3200.00	8.00	70.00	70.00	115.00	45.00	300.00	3808.00	2150.00	300.00	6258.00	500.00	6758.00
10	TGB	14		1850.00	60.00	190.00	180.00	150.00	50.00	1400.00	3880.00	2700.00	850.00	7430.00	1300.00	8730.00
	ASCB of RRBs Sub-Total	14	0	1850.00	60.00	190.00	180.00	150.00	50.00	1400.00	3880.00	2700.00	850.00	7430.00	1300.00	8730.00
11	TSCB Ltd	8		1238.98	28.97	100.40	93.69	57.42	30.67	637.15	2187.28	457.69	330.27	2975.24	1000.00	3975.24
	ASCB of Coop Sub-Total	8	0	1238.98	28.97	100.40	93.69	57.42	30.67	637.15	2187.28	457.69	330.27	2975.24	1000.00	3975.24
	GRAND TOTAL	45	0	10288.98	218.97	550.40	873.69	622.42	405.67	4337.15	17297.28	9307.69	3480.27	30085.24	6300.00	36385.24

Draft ACP 2017-18 with sub-sector Agriculture, Allied Activities and Other Sectors

STATE : TRIPURA-- ACP 2017-18

Sl No	Name	No of Old Bank Brs	NEW BRANCH	Crop Loan	Water Resource	Dairy Dev	Fishery	Poultry	FMS	Other	Total Agri	MSME	OPS	Total Prisec	NON Prisec	TOTAL
1	AB	3	0	500.00	8.00	55.00	35.00	25.00	16.00	130.00	769.00	550.00	375.00	1694.00	275.00	1969.00
2	Andhra Bank	1	0	0.00	0.00	0.00	0.00	0.00	0.00	0.00	0.00	250.00	175.00	425.00	50.00	475.00
3	BOB	4	0	350.00	4.00	70.00	60.00	60.00	20.00	150.00	714.00	950.00	600.00	2264.00	300.00	2564.00
4	Bank of Maharastra	1	0	0.00	0.00	0.00	0.00	0.00	0.00	0.00	0.00	250.00	175.00	425.00	50.00	475.00
5	BOI	12	1	2100.00	12.00	155.00	135.00	115.00	80.00	580.00	3177.00	2600.00	1300.00	7077.00	950.00	8027.00
6	CANARA	13	0	3110.00	14.78	195.00	225.00	155.00	81.00	575.00	4355.78	2725.00	1275.00	8355.78	1060.00	9415.78
7	CBI	7	0	1550.00	7.00	90.00	120.00	80.00	37.00	295.00	2179.00	1650.00	1200.00	5029.00	525.00	5554.00
8	CORPORATION BANK	2	0	110.00	0.55	25.00	15.00	10.00	4.00	50.00	214.55	325.00	250.00	789.55	125.00	914.55
9	Dena Bank	1	0	0.00	0.00	0.00	0.00	0.00	0.00	0.00	0.00	250.00	125.00	375.00	50.00	425.00
10	IB	3	0	200.00	3.00	5.00	10.00	15.00	15.00	100.00	348.00	650.00	600.00	1598.00	200.00	1798.00
11	IDBI	7	2	2350.00	7.10	130.00	180.00	140.00	47.00	360.00	3214.10	1500.00	625.00	5339.10	880.00	6219.10
12	BHARATIYA MAHILA BANK	2	0	350.00	1.00	30.00	30.00	25.00	12.00	80.00	528.00	450.00	175.00	1153.00	200.00	1353.00
13	IOB	5	0	1209.00	4.03	75.00	100.00	55.00	29.00	190.00	1662.03	975.00	775.00	3412.03	400.00	3812.03
14	PNB	2	1	300.00	1.00	50.00	25.00	10.00	5.00	100.00	491.00	500.00	350.00	1341.00	160.00	1501.00
15	P&SB	2	0	100.00	1.00	50.00	25.00	10.00	5.00	50.00	241.00	400.00	300.00	941.00	110.00	1051.00
16	SBI	58	5	17200.00	120.00	1670.00	1550.00	1430.00	540.00	3250.00	25760.00	12450.00	9800.00	48010.00	8850.00	56860.00
17	SYNDICATE	6	0	1350.00	7.00	85.00	110.00	70.00	75.00	250.00	1947.00	1200.00	700.00	3847.00	535.00	4382.00
18	OBC	2	0	100.00	3.00	8.00	2.50	5.00	2.50	50.00	171.00	400.00	230.00	801.00	100.00	901.00
19	UBI	62	0	17900.00	144.00	1805.00	1600.00	1520.00	542.00	3650.00	27161.00	11000.00	9300.00	47461.00	9000.00	56461.00
20	UNION	7	0	1200.00	9.50	100.00	125.00	80.00	50.00	270.00	1834.50	1600.00	1000.00	4434.50	550.00	4984.50
21	UCO	26	1	7600.00	56.65	515.00	465.00	365.00	168.00	1380.00	10549.65	4750.00	3650.00	18949.65	2220.00	21169.65
22	VB	3	1	0.00	1.00	25.00	25.00	25.00	5.00	100.00	181.00	800.00	500.00	1481.00	180.00	1661.00
ASCB of PSBs Sub-Total		229	11	57579.00	404.61	5138.00	4837.50	4195.00	1733.50	11610.00	85497.61	46225.00	33480.00	165202.61	26770.00	191972.61
23	AXIS	7	0	1300.00	3.80	125.00	80.00	65.00	38.00	230.00	1841.80	1650.00	1025.00	4516.80	555.00	5071.80
24	Bandhan Bank	19	4	34500.00	53.00	1253.00	740.00	640.00	227.61	5730.00	43143.61	26500.00	4800.00	74443.61	4050.00	78493.61
25	HDFC	5	0	650.00	5.00	110.00	169.00	95.00	42.00	350.00	1421.00	1300.00	495.00	3216.00	400.00	3616.00
26	ICICI	8	0	1500.00	20.00	165.00	150.00	140.00	67.00	455.00	2497.00	1650.00	750.00	4897.00	635.00	5532.00
27	IDFC Bank	0	1	0.00	0.00	0.00	0.00	0.00	0.00	0.00	0.00	150.00	75.00	225.00	25.00	250.00
28	INDUSIND	2	0	300.00	5.00	85.00	75.00	65.00	32.00	80.00	642.00	500.00	250.00	1392.00	150.00	1542.00
29	SOUTH INDIA BANK	1	0	0.00	0.00	0.00	0.00	0.00	0.00	0.00	0.00	300.00	175.00	475.00	50.00	525.00
30	Yes Bank	1	0	0.00	0.00	0.00	0.00	0.00	0.00	0.00	0.00	300.00	175.00	475.00	50.00	525.00
31	Federal Bank	1	0	0.00	0.00	0.00	0.00	0.00	0.00	0.00	0.00	300.00	175.00	475.00	50.00	525.00
32	Kotak Mahindra	1	0	0.00	0.00	0.00	0.00	0.00	0.00	0.00	0.00	300.00	175.00	475.00	50.00	525.00
ASCB of Pvt s Sub-Total		45	5	38250.00	86.80	1738.00	1214.00	1005.00	406.61	6845.00	49545.41	32950.00	8095.00	90590.41	6015.00	96605.41
33	TGB	142	2	36000.00	254.55	3350.00	2420.00	2440.00	698.00	5380.00	50542.55	19250.00	16970.00	86762.55	12450.00	99212.55
ASCB of RRBs Sub-Total		142	2	36000.00	254.55	3350.00	2420.00	2440.00	698.00	5380.00	50542.55	19250.00	16970.00	86762.55	12450.00	99212.55
34	ACUB	3	0	0.00	0.00	0.00	0.00	0.00	0.00	0.00	0.00	200.00	550.00	750.00	150.00	900.00
35	TCARDB	5	0	0.00	12.50	215.00	170.00	164.00	69.58	365.00	996.08	0.00	300.00	1296.08	0.00	1296.08
36	TSCB Ltd	63	0	18791.26	106.02	1378.35	868.09	818.84	265.24	2901.40	25129.20	10423.27	7790.92	43343.39	5270.00	48613.39
ASCB of Coop Sub-Total		71	0	18791.26	118.52	1593.35	1038.09	982.84	334.82	3266.40	26125.28	10623.27	8640.92	45389.47	5420.00	50809.47
GRAND TOTAL		487	18	150620.26	864.48	11819.35	9509.59	8622.84	3172.93	27101.40	211710.85	109048.27	67185.92	387945.04	50655.00	438600.04

Issuance of KCC during the year 2016-17

It was decided to cover all the eligible farmers/ Patta holders with Agricultural credit and accordingly the target under KCC for the year 2016-17 has been fixed at 50,000 and allotted among the different banks.

Action Points emerged in the 119th SLBC Meeting held on 12.12.2016

All Banks are to exert efforts to issue KCCs to all eligible farmers within 31.03.2017 (**Action : All Banks and Agriculture Department**)

Status of implementation

Against the target of 50,000 KCCs to be issued to eligible farmers, 39625 Cases (New+Renewal) have been sanctioned by Banks amounting to Rs. 187.70 Crores.

Apart from Crop loans, 136094 numbers of Term loans have been issued amounting to Rs. 928.81 Crores.

Performance of KCC in the last three years is given below:

(Amt. Rs in lacs)

Quarter	Year	Target	Issued		
			No.	Amt.	% of Achievement.
March-2014	2013-14	100000	97398	32696.46	97
March-2015	2014-15	100000	91294	33021.33	91
March-2016	2015-16	50000	61453	26794.79	123
Dec – 2015	2015-16	50000	48853	18282.00	98
Dec – 2016	2016-17	50000	39625	18769.87	79

Bank-wise performance under KCC as on 31.12.2016 has been shown in the Annexure.

TRIPURA STATE

Performance of Banks in Crop Loan & Term Loan to Agriculture during the year 2016-17 as on 30.12.2016

(Amt in Lacs)

Sl.No.	BANKS	Crop		Term Loan		Total	
		A/c.	Amt.	A/c.	Amt.	A/c.	Amt.
1	2	3	4	5	6	7	8
1	Allahabad Bank	21	5.00	56	236.54	77	241.54
2	Andhra Bank	0	0.00	0	0.00	0	0.00
3	Bank of Baroda	22	6.60	40	11.27	62	17.87
4	Bank of India	74	103.77	145	601.17	219	704.94
5	Bank of Maharashtra	0	0.00	0	0.00	0	0.00
6	Bharatiya Mahila Bank	11	5.35	0	0.00	11	5.35
7	Canara Bank	176	68.56	591	219.12	767	287.68
8	Central Bank of India	13	3.84	48	114.05	61	117.89
9	Corporation Bank	0	0.00	0	0.00	0	0.00
10	Dena Bank	0	0.00	0	0.00	0	0.00
11	Indian Bank	0	0.00	3	12.92	3	12.92
12	IDBI BANK	108	39.88	900	244.60	1008	284.48
13	Indian Overseas Bank	0	0.00	2	2.50	2	2.50
14	Oriental Bank of Commerce	0	0.00	0	0.00	0	0.00
15	Punjab & Sind Bank	17	9.00	22	19.00	39	28.00
16	Punjab National Bank	0	0.00	29	39.00	29	39.00
17	State Bank of India	5220	3351.65	6578	11267.35	11798	14619.00
18	Syndicate Bank	14	3.19	49	56.99	63	60.18
19	Union Bank of India	106	23.80	197	270.22	303	294.02
20	United Bank of India	6866	2333.80	8341	14780.80	15207	17114.60
21	UCO Bank	815	547.90	241	672.55	1056	1220.45
22	Vijaya Bank	0	0.00	136	195.66	136	195.66
A	Sub Total of Public Sec. Bank	13463	6502.34	17378	28,743.74	30841	35246.08
23	AXIS BANK	76	38.00	104	145.00	180	183.00
24	Bandhan Bank	0	0.00	79732	36695.00	79732	36695.00
25	Federal Bank	0	0.00	2	4.00	2	4.00
26	HDFC	223	1216.75	4143	1285.10	4366	2501.85
27	ICICI	41	9.12	2588	1077.49	2629	1086.61
28	IDFC Bank	0	0.00	798	134.92	798	134.92
29	Indusind Bank	0	0.00	71	176.62	71	176.62
30	Kotak Mahindra Bank	0	0.00	0	0.00	0	0.00
31	SOUTH INDIAN BANK	0	0.00	0	0.00	0	0.00
32	YES Bank	0	0.00	0	0.00	0	0.00
B	Sub Total of Pvt. Sec. Bank	340	1263.87	87438	39518.13	87778	40782.00
33	Tripura Gramin Bank	17965	8187.00	30241	23578.00	48206	31765.00
C	Sub Total of RRB	17965	8187.00	30241	23,578.00	48206	31765.00
34	ACUB	0	0.00	0	0.00	0	0.00
35	TCARDB	0	0.00	11	14.34	11	14.34
36	TSCB	7857	2816.66	1026	1026.37	8883	3843.03
D	Sub Total of Coop.Banks	7857	2816.66	1037	1,040.71	8894	3857.37
GRAND TOTAL		39625	18769.87	136094	92,880.58	175719	111650.45

TRIPURA STATE

Agenda Item No-7

BANK-WISE POSITION IN IMPLEMENTATION OF ISSUING KCCs FOR THE STATE OF TRIPURA DURING THE YEAR 2016-17 AS ON 31.12.2016

Amount in Lacs

SI.No.	BANKS	Target	Proposals sanctioned		Proposal Renewed		Proposal disbursed		Outstanding	
		No.	No.	Amt.	No.	Amt.	No.	Amt.	No.	Amt.
1	2	3	4	5	6	7	8	9	10	11
1	Allahabad Bank	150	21	5.00	8	2.11	21	5.00	60	20.40
2	Bank of Baroda	100	22	6.60	6	2.12	22	6.60	37	19.35
3	Bank of India	450	74	103.77	32	33.88	74	103.77	391	91.56
4	Bank of Maharashtra	0	0	0.00	0	0.00	0	0.00	0	0.00
5	Bharatiya mahila Bank	50	11	5.35	0	0.00	11	5.35	11	5.35
6	Canara Bank	550	176	68.56	29	9.51	176	68.56	688	203.98
7	Central Bank of India	325	13	3.84	0	0.00	13	3.84	94	84.51
8	Corporation Bank	50	0	0.00	0	0.00	0	0.00	0	0.00
9	IDBI Bank	350	108	39.88	21	5.79	108	39.88	681	184.95
10	Indian Bank	50	0	0.00	0	0.00	0	0.00	0	0.00
11	Indian Overseas Bank	300	0	0.00	0	0.00	0	0.00	72	41.33
12	Oriental Bank of Commerce	50	0	0.00	0	0.00	0	0.00	3	0.58
13	Punjab & Sind Bank	50	17	9.00	3	1.00	17	9.00	21	12.00
14	Punjab National Bank	50	0	0.00	0	0.00	0	0.00	11	10.15
15	State Bank of India	7250	5220	3351.65	789	480.31	5019	3192.28	61985	18354.28
16	Syndicate Bank	275	14	3.19	0	0.00	14	3.19	71	25.59
17	UCO Bank	1800	815	547.90	126	71.65	815	547.90	6028	1924.25
18	Union Bank of India	300	106	23.80	24	4.80	106	23.80	106	38.90
19	United Bank of India	8300	6866	2333.80	1107	318.19	6614	2249.55	36167	10766.77
20	Vijaya Bank	0	0	0.00	0	0.00	0	0.00	0	0.00
21	Axis Bank	200	76	38.00	0	0.00	70	34.60	78	41.22
22	Bandhan Bank	950	0	0.00	0	0.00	0	0.00	0	0.00
23	Federal Bank	0	0	0.00	0	0.00	0	0.00	16	4.80
24	HDFC	300	223	1216.75	44	232.71	223	1216.75	417	2121.97
25	ICICI	400	41	9.12	8	1.84	41	9.12	135	24.33
26	Indusind Bank	100	0	0.00	0	0.00	0	0.00	0	0.00
27	South Indian Bank	0	0	0.00	0	0.00	0	0.00	0	0.00
28	Tripura Gramin Bank	20600	17965	8187.00	2854	1476.86	17965	8187.31	118023	14661.78
29	TSCB	7000	7857	2816.66	1191	278.88	7857	2816.66	72723	5524.57
TOTAL		50000	39625	18769.87	6242	2919.65	39166	18523.16	297818	54162.62

Pradhan Mantri Fasal Bima Yojana (PMFBY):

Action Points emerged in the 119th SLBC Meeting held on 12.12.2016

All Banks are to exert effort to cover all eligible farmers under PMFBY during Rabi Season (**Action: Banks & Agriculture Department**)

Status of implementation

2634 Loanee farmers have been covered under PMFBY during Rabi 2016-17.

Besides, 8405 Non-loanee farmers have also been covered under the scheme during Rabi 2016-17.

Performance Under PMFBY--RABI 2016(Loanee Farmers)

Sl.	Bank	Loanee Cases Insured	Premium (In Rs.)
1	United Bank of India	376	192544
2	Tripura Gramin Bank	1676	615000
3	UCO Bank	9	5747
4	State Bank of India	494	318370
5	Tripura State Cooperative Bank	79	26000
TOTAL		2634	1157661

Bankers are requested to take proactive steps to cover all eligible loanee farmers during Kharif 2017.

SELF HELP GROUPS

SELF HELP GROUP
Position as on 31.12.2016

(Amt. in Rs./Lacs)

Sl.No.	Name of the Bank	Deposit Linkage cumulative		Credit linkage 2016-17						Outstanding as on 31-12-2016	
				Under SHG (NRLM+NERLP+WSHG)		Direct SHG		Total		No	Amt.
		No.	Amt.	Nos.	Amt.	Nos.	Amt.	Nos.	Amt.		
1	UBI	6033	1420.15	0	0.00	61	43.02	61	43.02	3721	1662.07
2	SBI	5139	272.19	179	14.82	95	78.50	274	93.32	3082	3309.87
3	TGB	17899	2351.71	34	25.16	138	178.46	172	203.62	20452	5698.25
4	TSCB	10125	526.15	7	7.00	15	15.00	22	22.00	5744	2724.41
5	UCO	83	37.25	52	34.21	7	3.98	83	38.46	59	38.46
6	CBI	43	1.98	0	0.00	0	0.00	0	0.00	0	0.00
	BOI	94	22.30	0	0.00	18	20.50	18	20.50	0	0.00
7	BOB	14	1.80	0	0.00	6	1.10	6	1.10	6	0.98
	TOTAL :	39430	4633.53	272	81.19	340	340.56	612	421.75	33064	13434.04

TRIPURA STATE
Agenda Item No.8
SELF HELP GROUP
Position as on 31.12.2016

(Amt. in Rs./Lacs)

NERLP							(Rs. in Lakhs)
Sl.	District	Deposit Linkage		Capacity Building No.	RF/ Credit Linked		No. of Federations
		No. of Groups	Amt.		No.	Amt.	
1	West	4462	506.05	5635	3473	694.60	138
2	Sepahijala	1602	85.70	0	505	101.00	0
3	Khowai	553	51.05	0	272	54.40	0
4	North	3810	355.55	5897	3047	2356.00	134
5	Unakoti	1934	93.04	0	1111	222.20	25
TOTAL		12361	1091.39	11532	8408	3428.20	297

NRLM							(Rs. in Lakhs)
Sl.	District	Deposit Linkage		Capacity Building No.	RF/ Credit Linked		No. of Federations
		No. of Groups	Amt.		No.	Amt.	
1	Gomati	650	49.65	466	366	47.00	31
2	South	602	45.86	431	320	37.75	18
3	Dhalai	669	38.37	382	337	38.25	27
TOTAL		1921	133.88	1279	1023	123.00	76

W-SHG(Women-SHG)							(Rs. in Lakhs)
West Tripura							
Sl.	Name of Bank	Deposit Linkage		Capacity Building (No. of persons)	RF/ Credit Linked		No. of Federations
		No. of Groups	Amt.		No.	Amt.	
1	UBI	94	9.87	870	94	58.10	7
2	SBI	86	9.48	592	48	26.50	0
3	TGB	327	37.75	1657	227	115.75	67
4	CBI	6	0.37	12	0	0.00	0
TOTAL		513	57.47	3131	369	200.35	74

W-SHG(Women-SHG)							(Rs. in Lakhs)
Dhalai							
Sl.	Name of Bank	Deposit Linkage		Capacity Building No.	RF/ Credit Linked		No. of Federations
		No. of Groups	Amt.		No.	Amt.	
1	UBI	213	11.34	575	106	49.75	0
2	SBI	22	1.65	61	13	6.00	0
3	TGB	249	13.81	669	70	35.50	0
TOTAL		484	26.80	1305	189	91.25	0

GRAND TOTAL	15279	1309.54	17247	9989	3842.80	447
--------------------	--------------	----------------	--------------	-------------	----------------	------------

NULM FOR THE YEAR 2016-17 AS ON 31.12.2016

SI.	NAME OF THE BANK	TARGET			SPONSORED			SANCTIONED		
		SEP(IND)	SEP(GR)	SHG	SEP(IND)	SEP(GR)	SHG	SEP(IND)	SEP(GR)	SHG
1	UBI	149	38	46	56	1	8	8	0	3
2	SBI	121	33	43	50	0	2	2	0	2
3	TSCB	133	28	35	58	0	23	18	0	18
4	TGB	149	43	51	75	0	8	6	0	0
5	UCO	70	21	23	27	0	0	2	0	0
6	UNION	40	9	10	20	0	0			
7	CANARA	48	15	16	25	0	0	0	0	0
8	VIJAYA	14	2	3	0	0	0			
9	CBI	36	11	12	8	0	0	2	0	0
10	AXIS	32	8	10	10	0	0			
11	BOI	13	4	4	0	0	0			
12	BOB	9	2	3	0	0	0			
13	INDIAN	9	2	3	0	0	0			
14	HDFC	19	5	7	10	0	0			
15	ALLAHABAD	7	2	2	0	0	0			
16	BMB	4	1	1	0	0	0			
17	DENA	4	1	1	0	0	0			
18	IOB	16	6	6	6	0	0			
19	P & SB	4	1	1	0	0	0			
20	PNB	4	1	1	0	0	0			
21	SYNDICATE	13	5	5	20	0	0			
22	BOM	4	1	1	0	0	0			
23	CORPORATION	9	3	3	0	0	0			
24	OBC	4	1	1	4	0	0			
25	ICICI	14	5	5	4	0	0	0	0	0
26	ANDHRA	4	1	1	0	0	0			
27	INDUSIND	2	1	1	0	0	0			
28	YES	2	1	1	0	0	0			
29	FEDERAL	2	1	1	0	0	0			
30	KOTAK	2	1	1	0	0	0			
31	IDBI	25	9	8	0	0	0			
32	BANDHAN	38	10	10	0	0	0			
	TOTAL	1000	272	316	373	1	41	38	0	23

Recovery Performance of Banks

As on 31.12.2016

Action Points emerged in the 119th SLBC Meeting held on 12.12.2016

Bankers to prepare and submit Panchayet wise defaulter list to GPs to take support of the Panchayats for recovery of loans (**Action : All Banks & Panchayet Offices**)

Status of implementation

Some Banks have already submitted defaulter list to the concerned Panchayets. All Banks are once again urged upon to ensure submission of Panchayet-wise and scheme-wise defaulter list at the earliest.

The recovery mechanism is also not functioning properly and the NPAs are rising more or less in all banks. Some of the reasons could be as under:

- Diversion of fund.
- *Joint Recovery camps with active involvement of State Govt. Representatives are not being held frequently.*
- Inadequate follow- up and personal contact with the borrowers.
- *Un-remunerative price of Agricultural produce.*
- *Marketing facility is inadequate for industrial products.*
- *A good number of borrowers do not repay their loans willfully.*
- *Two Debt Waiver schemes have left negative image in the minds of borrowers who used to be paymasters earlier.*
- Recovery process through legal recourse is time consuming.
- Recovery percentage under Public Demand Recovery Act is very poor.
- In enforcing recovery through SARFAESI act, more proactive support of State Govt. is necessary.

The house may discuss these issues and suggest corrective measures for implementation.

Sector wise recovery –

Overall recovery percentage in respect of three broad sectors, viz., Agriculture, MSME and Other Prisec. as on 31.12.2016 stands at 65%.

A comparative table relating to **Dec'2016** with that of **Dec'2015** is produced below:

Rs/ Lacs

Sector	Dec'2015			Dec'2016		
	Demand	Recovery	%	Demand	Recovery	%
Agriculture & allied	29248.82	17211.72	59	52873.98	38684.28	73
MSME	46373.36	26468.63	57	72743.88	45175.25	62
Other Prisec	27455.80	17882.52	65	32125.73	18877.61	59
TOTAL	103077.98	61562.87	60	157743.59	102737.14	65

Scheme wise recovery as on 31.12.2016

Comparative position of some selected schemes is given below:

Rs/ Lacs

Sector	Dec'2015			Dec'2016		
	Demand	Recovery	%	Demand	Recovery	%
SJSRY	2141.61	179.98	8	1658.81	26.14	2
SGSY	3046.16	461.92	15	3595.61	634.35	18
REGP(MMS)	2096.44	985.01	50	1958.96	892.20	46
PMRY	4630.24	238.52	5	2772.93	212.17	8
PMEGP	4406.02	1880.68	43	6931.66	3346.55	48

BANK-WISE & SECTOR-WISE RECOVERY PERFORMANCE AS ON 31.12.2016

AGENDA ITEM NO.9													
SI.No.	Name of Bank	Agri. & Allied activities sector			MSME			Other Priority Sector			Total Sector		
		Demand	Recovery	Recovery %	Demand	Recovery	Recovery %	Demand	Recovery	Recovery %	Demand	Recovery	Recovery %
1	2	3	4	5	6	7	8	9	10	11	14	15	16
1	Allahabad Bank	4.95	0.05	1	46.20	12.20	26	45.50	9.85	22	96.65	22.10	23
2	Andhra Bank	0	0.00	0	3.21	3.03	94	0.00	0.00	0	3.21	3.03	94
3	Bank of Baroda	0.00	0.00	0	244.79	41.31	17	23.43	6.86	29	268.22	48.17	18
4	Bank of India	0.00	0.00	0	0.00	0.00	0	0.00	0.00	0	0.00	0.00	0
5	Bank of Maharashtra	3.73	0.45	12	6.84	0.00	0	0.00	0.00	0	10.57	0.45	0
6	Bharatiya Mahila Bank	0.00	0.00	0	0.14	0.14	100	0.00	0.00	0	0.14	0.14	100
7	Canara Bank	276.95	235.26	85	397.65	315.27	79	492.95	442.96	90	1167.55	993.49	85
8	Central Bank of India	79.39	5.13	6	521.09	115.65	22	468.32	106.19	23	1068.80	226.97	21
9	Corporation Bank	0.00	0.00	0	2.01	1.48	74	0.00	0.00	0	2.01	1.48	0
10	Indian Bank	36.23	0.00	0	69.75	33.45	48	35.62	10.71	30	141.60	44.16	31
11	IDBI BANK	670.42	450.19	67	621.80	276.00	44	55.75	52.58	94	1347.97	778.77	58
12	Indian Overseas Bank	5.25	2.15	41	585.40	335.30	57	44.29	4.10	9	634.94	341.55	54
13	Oriental Bank of Commerce	0.10	0.08	80	12.20	11.90	98	4.32	4.25	98	16.62	16.23	98
14	Punjab & Sind Bank	1.50	0.50	33	85.00	25.50	30	12.50	4.50	36	99.00	30.50	31
15	Punjab National Bank	35.05	7.80	22	268.50	49.20	18	36.15	10.15	28	339.70	67.15	20
16	State Bank of India	7688.00	4872.00	63	11398.00	7779.00	68	4085.00	2805.00	69	23171.00	15456.00	67
17	Syndicate Bank	22.30	0.00	0	178.21	38.19	21	75.10	23.77	32	275.61	61.96	22
18	Union Bank of India	91.16	33.77	37	715.82	412.42	58	311.21	217.12	70	1118.19	663.31	59
19	United Bank of India	6789.55	4157.89	61	8155.58	4289.55	53	4213.58	2586.47	61	19158.71	11033.91	58
20	UCO Bank	1478.00	753.00	51	5074.00	2980.00	59	6119.00	1261.00	21	12671.00	4994.00	39
21	Vijaya Bank	0.67	0.00	0	190.63	0.00	0	2.47	0.00	0	193.77	0.00	0
A	Sub Total of Public Sec. Bank	17183.25	10518.27	61	28576.82	16719.59	59	16025.19	7545.51	47	61785.26	34783.37	56
22	AXIS BANK	17.34	17.32	100	1559.89	1505.07	96	8.78	1.71	19	1586.01	1524.10	96
23	Federal Bank	0.00	0.00	0	0.00	0.00	0	0.00	0.00	0	0.00	0.00	0
24	HDFC	412.16	385.20	93	683.44	654.27	96	18.88	18.84	100	1114.48	1058.31	95
25	ICICI	0.00	0.00	0	0.00	0.00	0	0.00	0.00	0	0.00	0.00	0
26	Indusind Bank	3.31	0.58	18	123.54	30.95	25	0.00	0.00	0	126.85	31.53	25
27	Kotak Mahindra Bank	0.00	0.00	0	0.00	0.00	0	0.00	0.00	0	0.00	0.00	0
28	SOUTH INDIAN BANK	0.00	0.00	0	0.00	0.00	0	0.00	0.00	0	0.00	0.00	0
29	YES Bank	0.00	0.00	0	0.00	0.00	0	0.00	0.00	0	0.00	0.00	0
B	Sub Total of Pvt. Sec. Bank	432.81	403.10	93	2366.87	2190.29	93	27.66	20.55	0	2827.34	2613.94	92
30	Tripura Gramin Bank	31245.97	25812.66	83	35102.39	22493.69	64	12436.08	10099.29	81	78784.44	58405.64	74
C	Sub Total of RRB	31245.97	25812.66	83	35102.39	22493.69	64	12436.08	10099.29	81	78784.44	58405.64	74
31	ACUB	0	0	0	0	0	0	485.00	203.56	42	485.00	203.56	42
32	TCARDB	361.95	117.14	32	742.8	337.6	45	742.80	337.60	45	1847.55	792.34	43
33	TSCB	3650.00	1833.11	50	5955.00	3434.08	58	2409.00	671.10	28	12014.00	5938.29	49
D	Sub Total of Coop.Banks	4011.95	1950.25	49	6697.80	3771.68	56	3636.80	1212.26	33	14346.55	6934.19	48
Grand Total		52873.98	38684.28	73	72743.88	45175.25	62	32125.73	18877.61	59	157743.59	102737.14	65

TRIPURA STATE

Agenda Item No-9

BANK-WISE & GOVERNMENT PROGRAMME-WISE RECOVERY PERFORMANCE AS ON 31.12.2016

(Amount in Lacs)

SI No.	BANKS	PMRY					SGSY					SJSRY				
		Total Outg.		Demand	Recovery	Total Overdue	Total Outg.		Demand	Recovery	Total Overdue	Total Outg.		Demand	Recovery	Total Overdue
		No.	Amt.				No.	Amt.				No.	Amt.			
1	2	3	4	5	6	7	8	9	10	11	12	13	14	15	16	17
1	A.B.	6	8.74	5.90	0.00	5.90	0	0.00	0.00	0.00	0.00	8	4.55	4.55	0.00	4.55
2	Andhra Bank					0.00					0.00					0.00
3	BOB	4	6.16	0.62	0.41	0.21	3	3.68	0.40	0.33	0.07	56	30.23	3.02	2.60	0.42
4	BOI	0	0.00	0.00	0.00	0.00	0	0.00	0.00	0.00	0.00	45	12.01	3.67	1.64	2.03
5	Canara	0	0.00	0.00	0.00	0.00	0	0.00	0.00	0.00	0.00	1	0.95	0.09	0.03	0.06
6	CBI	161	72.29	70.96	3.82	67.14	162	16.47	16.47	0.00	16.47	10	3.92	3.04	0.00	3.04
7	Corporation					0.00					0.00					0.00
8	IB	6	4.35	4.35	0.18	4.17	0	0.00	0.00	0.00	0.00	5	4.17	1.79	0.24	1.55
9	IDBI	0	0.00	0.00	0.00	0.00	0	0.00	0.00	0.00	0.00	0	0.00	0.00	0.00	0.00
10	IOB	0	0.00	0.00	0.00	0.00	0	0.00	0.00	0.00	0.00	11	8.58	3.50	2.50	1.00
11	P&SB	17	63.90	63.90	0.00	63.90	0	0.00	0.00	0.00	0.00	28	19.75	14.50	1.00	13.50
12	SBI	2420	2429.00	1980.00	8.00	1972.00	1725	1312.00	471.00	74.00	397.00	950	2025.00	1538.00	5.00	1533.00
13	UCO	215	239.00	245.00	96.70	148.30	97	104.00	45.00	19.40	25.60	70	42.00	0.00	0.00	0.00
14	UB	6	1.13	0.79	0.08	0.71	0	0.00	0.00	0.00	0.00	87	41.01	15.17	2.69	12.48
15	UBI	463	404.91	390.45	102.56	287.89	58	20.02	20.02	5.63	14.39	128	49.79	45.63	5.23	40.40
16	VB	2	3.42	0.45	0.42	0.03	0	0.00	0.00	0.00	0.00	5	8.96	0.58	0.27	0.31
17	HDFC	0	0.00	0.00	0.00	0.00	1	0.37	0.14	0.14	0.00	1	0.23	3.30	0.74	2.56
18	AXIS BANK	0	0.00	0.00	0.00	0.00	0	0.00	0.00	0.00	0.00	0	0.00	0.00	0.00	0.00
19	PNB	2	2.30	2.30	0.00	2.30	0	0.00	0.00	0.00	0.00	15	5.00	5.00	1.00	4.00
20	ICICI	0	0.00	0.00	0.00	0.00	0	0.00	0.00	0.00	0.00	0	0.00	0.00	0.00	0.00
21	Syndicate	0	0.00	0.00	0.00	0.00	7	4.93	4.00	0.91	3.09	9	6.67	4.00	0.81	3.19
22	BOM					0.00					0.00					0.00
23	OBC	6	8.21	8.21	0.00	8.21	0	0.00	0.00	0.00	0.00	1	0.42	0.28	0.14	0.14
A	ASCB	3308	3243.41	2772.93	212.17	2560.76	2053	1461.47	557.03	100.41	456.62	1430	2263.24	1646.12	23.89	1622.23
24	TGB	0	0.00	0.00	0.00	0.00	430	332.16	968.03	397.15	570.88	0	0.00	0.00	0.00	0.00
B	ASCB incl.	3308	3243.41	2772.93	212.17	2560.76	2483	1793.63	1525.06	497.56	1027.50	1430	2263.24	1646.12	23.89	1622.23
25	ACUB	0	0.00	0.00	0.00	0.00	0	0.00	0.00	0.00	0.00	0	0.00	0.00	0.00	0.00
26	TCARDB	0	0.00	0.00	0.00	0.00	0	0.00	0.00	0.00	0.00	0	0.00	0.00	0.00	0.00
27	TSCB	0	0.00	0.00	0.00	0.00	1452	2037.57	2070.55	136.79	1933.76	35	39.14	12.69	2.25	10.44
C	Coop. Bank Sub Total	0	0.00	0.00	0.00	0.00	1452	2037.57	2070.55	136.79	1933.76	35	39.14	12.69	2.25	10.44
GRAND TOTAL		3308	3243.41	2772.93	212.17	2560.76	3935	3831.20	3595.61	634.35	2961.26	1465	2302.38	1658.81	26.14	1632.67

TRIPURA STATE

Agenda Item No-9

BANK-WISE & GOVERNMENT PROGRAMME-WISE RECOVERY PERFORMANCE AS ON 31.12.2016

(Amount in Lacs)

SI No.	BANKS	TRANSPORT OPERATOR					SUME					KVIC(MMS)				
		Total Outg.		Demand	Recovery	Total Overdue	Total Outg.		Demand	Recovery	Total Overdue	Total Outg.		Demand	Recovery	Total Overdue
		No.	Amt.				No.	Amt.				No.	Amt.			
		3	4	5	6	7	10	11	12	18	19	20	21	22		
1	A.B.	0	0.00	0.00	0.00	0.00	0	0.00	0.00	0.00	0.00	6	26.90	23.75	0.00	23.75
2	Andhra Bank					0.00					0.00					0.00
3	BOB	2	1.65	1.65	0.00	1.65	0	0.00	0.00	0.00	0.00	0	0.00	0.00	0.00	0.00
4	BOI	0	0.00	0.00	0.00	0.00	0	0.00	0.00	0.00	0.00	0	0.00	0.00	0.00	0.00
5	Canara	0	0.00	0.00	0.00	0.00	0	0.00	0.00	0.00	0.00	0	0.00	0.00	0.00	0.00
6	CBI	0	0.00	0.00	0.00	0.00	0	0.00	0.00	0.00	0.00	3	16.74	2.05	1.27	0.78
7	Coprporation					0.00					0.00					0.00
8	IB	0	0.00	0.00	0.00	0.00	0	0.00	0.00	0.00	0.00	0	0.00	0.00	0.00	0.00
9	IDBI	0	0.00	0.00	0.00	0.00	0	0.00	0.00	0.00	0.00	0	0.00	0.00	0.00	0.00
10	IOB	0	0.00	0.00	0.00	0.00	0	0.00	0.00	0.00	0.00	0	0.00	0.00	0.00	0.00
11	P&SB	3	3.90	3.90	0.00	3.90	0	0.00	0.00	0.00	0.00	0	0.00	0.00	0.00	0.00
12	SBI	1225	1890.00	658.00	25.00	633.00	0	0.00	0.00	0.00	0.00	570	1039.00	381.00	7.00	374.00
13	UCO	149	307.00	14.00	4.00	10.00	0	0.00	0.00	0.00	0.00	9	16.00	8.00	2.00	6.00
14	UB	0	0.00	0.00	0.00	0.00	0	0.00	0.00	0.00	0.00	4	16.48	2.65	1.11	1.54
15	UBI	801	1257.96	564.88	61.47	503.41	0	0.00	0.00	0.00	0.00	227	263.38	215.47	61.47	154.00
16	VB	0	0.00	0.00	0.00	0.00	0	0.00	0.00	0.00	0.00	1	7.30	0.65	0.43	0.22
17	HDFC	0	0.00	0.00	0.00	0.00	0	0.00	0.00	0.00	0.00	0	0.00	0.00	0.00	0.00
18	AXIS BANK	0	0.00	0.00	0.00	0.00	0	0.00	0.00	0.00	0.00	0	0.00	0.00	0.00	0.00
19	PNB	0	0.00	0.00	0.00	0.00	0	0.00	0.00	0.00	0.00	16	38.00	22.00	3.00	19.00
20	ICICI	0	0.00	0.00	0.00	0.00	0	0.00	0.00	0.00	0.00	0	0.00	0.00	0.00	0.00
21	Syndicate	0	0.00	0.00	0.00	0.00	0	0.00	0.00	0.00	0.00	0	0.00	0.00	0.00	0.00
22	BOM															
23	OBC	0	0.00	0.00	0.00	0.00	0	0.00	0.00	0.00	0.00	0	0.00	0.00	0.00	0.00
A	ASCB	2180	3460.51	1242.43	90.47	1151.96	0	0.00	0.00	0.00	0.00	836	1423.80	655.57	76.28	579.29
24	TGB	940	1018.55	619.03	467.56	151.47	0	0.00	0.00	0.00	0.00	1238	2083.39	1273.77	815.92	457.85
B	ASCB incl.	3120	4479.06	1861.46	558.03	1303.43	0	0.00	0.00	0.00	0.00	2074	3507.19	1929.34	892.20	1037.14
25	ACUB	0	0.00	0.00	0.00	0.00	0	0.00	0.00	0.00	0.00	0	0.00	0.00	0.00	0.00
26	TCARDB	0	0.00	0.00	0.00	0.00	0	0.00	0.00	0.00	0.00	0	0.00	0.00	0.00	0.00
27	TSCB	552	494.37	466.79	37.86	428.93	0	0.00	0.00	0.00	0.00	47	31.00	29.62	0.00	29.62
C	Coop. Bank Sub Total	552	494.37	466.79	37.86	428.93	0	0.00	0.00	0.00	0.00	47	31.00	29.62	0.00	29.62
GRAND TOTAL		3672	4973.43	2328.25	595.89	1732.36	0	0.00	0.00	0.00	0.00	2121	3538.19	1958.96	892.20	1066.76

TRIPURA STATE

Agenda Item No- 9

BANK-WISE & GOVERNMENT PROGRAMME-WISE RECOVERY PERFORMANCE AS ON 31.12.2016

(Amount in Lacs)

SI No.	BANKS	SEEUY					PMEGP					SWAVALAMBAN				
		Total Outg.		Demand	Recovery	Total Overdue	Total Outg.		Demand	Recovery	Total Overdue	Total Outg.		Demand	Recovery	Total Overdue
		No.	Amt.				No.	Amt.				No.	Amt.			
1	2	3	4	5	6	7	8	9	10	11	12	13	14	15	16	17
1	A.B.	0	0.00	0.00	0.00	0.00	29	45.18	9.10	0.50	8.60	24	33.75	7.25	0.75	6.50
2	Andhra Bank					0.00	13	21.51	1.74	0.79	0.95	13	8.43	0.91	0.78	0.13
3	BOB	0	0.00	0.00	0.00	0.00	49	101.63	10.16	8.60	1.56	40	116.25	11.62	7.52	4.10
4	BOI	0	0.00	0.00	0.00	0.00	19	29.15	6.89	4.23	2.66	18	20.05	4.80	2.90	1.90
5	Canara	0	0.00	0.00	0.00	0.00	89	270.43	196.41	158.51	37.90	138	181.20	192.91	138.73	54.18
6	CBI	0	0.00	0.00	0.00	0.00	59	141.11	33.09	4.52	28.57	65	124.07	30.21	2.36	27.85
7	Coprporation	0	0.00	0.00	0.00	0.00	8	12.12	0.00	0.00	0.00	3	2.52	0.07	0.00	0.07
8	IB	0	0.00	0.00	0.00	0.00	35	55.75	16.84	5.11	11.73	22	32.96	9.37	2.65	6.72
9	IDBI	0	0.00	0.00	0.00	0.00	2	14.97	14.97	2.15	12.82	1	1.30	1.30	0.00	1.30
10	IOB	0	0.00	0.00	0.00	0.00	19	35.85	5.50	1.50	4.00	27	44.43	9.00	4.00	5.00
11	P&SB	0	0.00	0.00	0.00	0.00	22	47.90	2.65	0.55	2.10	10	10.05	2.95	0.65	2.30
12	SBI	0	0.00	0.00	0.00	0.00	1806	4162.00	438.00	12.00	426.00	1572	1724.00	430.00	8.00	422.00
13	UCO	0	0.00	0.00	0.00	0.00	71	143.00	81.00	5.25	75.75	265	389.00	39.00	18.00	21.00
14	UB	0	0.00	0.00	0.00	0.00	120	511.20	132.71	5.15	127.56	185	441.81	213.73	7.41	206.32
15	UBI	0	0.00	0.00	0.00	0.00	2283	4316.14	2915.58	901.45	2014.13	679	951.42	514.78	151.78	363.00
16	VB	0	0.00	0.00	0.00	0.00	25	51.26	6.92	0.91	6.01	14	23.29	8.90	0.75	8.15
17	HDFC	0	0.00	0.00	0.00	0.00	1	2.29	0.00	0.00	0.00	0	0.00	0.00	0.00	0.00
18	AXIS BANK	0	0.00	0.00	0.00	0.00	0	0.00	0.00	0.00	0.00	0	0.00	0.00	0.00	0.00
19	PNB	0	0.00	0.00	0.00	0.00	17	47.00	21.00	3.00	18.00	12	18.00	7.60	2.50	5.10
20	ICICI	0	0.00	0.00	0.00	0.00	2	1.00	0.00	0.00	0.00	0	0.00	0.00	0.00	0.00
21	Syndicate Bank	0	0.00	0.00	0.00	0.00	35	55.01	8.00	1.91	6.09	25	18.37	10.00	3.95	6.05
22	BOM						1	0.15	0.15	0.01	0.14	5	10.60	8.32	1.07	7.25
23	OBC	0	0.00	0.00	0.00	0.00	11	10.87	4.78	1.35	3.43	9	8.17	0.87	0.35	0.52
A	ASCB excl.RRB	0	0.00	0.00	0.00	0.00	4716	10075.52	3905.49	1117.49	2788.00	3127	4159.67	1503.59	354.15	1149.44
24	TGB	0	0.00	0.00	0.00	0.00	3423	5123.03	2988.84	2181.97	806.87	3328	3565.13	2226.73	1544.05	682.68
B	ASCB incl. RRB	0	0.00	0.00	0.00	0.00	8139	15198.55	6894.33	3299.46	3594.87	6455	7724.80	3730.32	1898.20	1832.12
25	ACUB	0	0.00	0.00	0.00	0.00	0	0.00	0.00	0.00	0.00	0	0.00	0.00	0.00	0.00
26	TCARDB	0	0.00	0.00	0.00	0.00	0	0.00	0.00	0.00	0.00	0	0.00	0.00	0.00	0.00
27	TSCB	0	0.00	0.00	0.00	0.00	898	2110.43	524.34	232.35	291.99	1835	2147.41	635.53	367.71	267.82
C	Coop. Bank Sub Total	0	0.00	0.00	0.00	0.00	898	396.18	37.33	47.09	-9.76	625	518.25	158.35	143.23	15.12
Grand Total		0	0.00	0.00	0.00	0.00	9037	15594.73	6931.66	3346.55	3585.11	7080	8243.05	3888.67	2041.43	1847.24

TRIPURA STATE

Agenda Item No-9

BANK-WISE & GOVERNMENT PROGRAMME-WISE RECOVERY PERFORMANCE AS ON 31.12.2016

(Amount in Lacs)

SI No.	BANKS	D.R.I.					SHG					IRDP				
		Total Outg.		Demand	Recovery	Total Overdue	Total Outg.		Demand	Recovery	Total Overdue	Total Outg.		Demand	Recovery	Total Overdue
		No.	Amt.	5	6	7	No.	Amt.	10	11	12	No.	Amt.	15	16	
1	A.B.					0.00					0.00					0.00
2	Andhra Bank					0.00					0.00					0.00
3	BOB					0.00	8	16.15	1.62	1.49	0.13	0	0.00	0.00	0.00	0.00
4	BOI					0.00					0.00					0.00
5	Canara	110	25.20	14.20	2.65	11.55					0.00					0.00
6	CBI					0.00	123	15.08	15.08	0.00	15.08					0.00
7	Coprporation					0.00					0.00					0.00
8	IB					0.00					0.00					0.00
9	IDBI					0.00	0	0.00	0.00	0.00	0.00	0	0.00	0.00	0.00	0.00
10	IOB					0.00					0.00					0.00
11	P&SB	3	0.45	0.45	0.05	0.40					0.00					0.00
12	SBI	611	110.48	10.58	3.41	7.17	3035	3852.00	873.00	137.00	736.00	365	54.22	49.00	0.00	49.00
13	UCO	57	5.53	5.53	1.22	4.31	35	25.00	37.00	3.39	33.61					0.00
14	UB					0.00					0.00					0.00
15	UBI	551	67.45	54.25	13.78	40.47	2072	1279.75	791.47	196.44	595.03	0	0.00	0.00	0.00	0.00
16	VB					0.00					0.00					0.00
17	HDFC															
18	AXIS BANK					0.00					0.00					0.00
19	PNB					0.00					0.00					0.00
20	ICICI					0.00					0.00					0.00
21	Syndicate Bank					0.00					0.00					0.00
22	BOM															
23	OBC															
A	ASCB excl.RRB	1332	209.11	85.01	21.11	63.90	5273	5187.98	1718.17	338.32	1379.85	365	54.22	49.00	0.00	49.00
24	TGB					0.00	20438	5731.88	3718.33	1524.52	2193.81	0	0.00	0.00	0.00	0.00
B	ASCB incl.	1332	209.11	85.01	21.11	63.90	25711	10919.86	5436.50	1862.84	3573.66	365	54.22	49.00	0.00	49.00
25	ACUB					0.00					0.00					0.00
26	TCARDB					0.00					0.00					0.00
27	TSCB					0.00	5681	698.93	125.00	73.48	51.52	39	68.38	68.38	0.00	68.38
C	Coop. Bank Sub Total	0	0	0	0	0.00	5681	698.93	125.00	73.48	51.52	39	68.38	68.38	0.00	68.38
GRAND TOTAL		1332	209.11	85.01	21.11	63.90	31392	11618.79	5561.50	1936.32	3625.18	404	122.60	117.38	0.00	117.38

Tripura State

Agenda Item No. 9

Joint recovery drive conducted with the involvement of Govt. Authorities during the year 2016-17 (As on 31.12.2016)

(Amt. in Lakhs)

Sl.No.	Name of Bank	No of recovery drives conducted	Recovery made up to 30.09.2016	
		No.	No.	Amt.
1	2	3	4	5
1	Allahabad Bank	0	0	0.00
2	Bank of Baroda	0	0	0.00
3	Bank of India	0	0	0.00
4	Canara Bank	1	11	4.48
5	Central Bank of India	0	0	0.00
6	Indian Bank	0	0	0.00
7	Indian Overseas Bank	0	0	0.00
8	Punjab & Sind Bank	0	0	0.00
9	State Bank of India	7	49	14.00
10	UCO Bank	4	160	23.44
11	Union Bank of India	0	0	0.00
12	United Bank of India	3	22	4.78
13	Vijaya Bank	0	0	0.00
14	Punjab National Bank	0	0	0.00
15	Tripura Gramin Bank	0	0	0.00
16	Agartala Urban Coop.Bank	0	0	0.00
17	Tripura Coop.Agri.Rural Dev.Bank	0	0	0.00
18	Tripura State Coop.Bank.	0	0	0.00
	TOTAL :	15	242	46.70

Public Demand Recovery(PDR)

PDR certificate cases as on 30.09.2016

(Rs / Lacs)

As on	Cases pending		Recovery made during the current year.	
	No.	Amt.	No.	Amt.
31.12.2016	2093	2069.43	131	239.48

Bank wise position of Certificate cases (PDR Act) as on 31.12.2016 is furnished in the annexure.

Tripura State

Agenda Item No. 9

Statement showing the filing and disposal of cases under PDR up to 31.12.2016

(Rs.in Lakhs)

Sl.No.	Name of the Bank	Cases pending		Recovery made during Current Year	
		No.	Amt.	No.	Amt.
1	2	3	4	5	6
1	Allahabad Bank	4	11.69	0	0.00
2	Andhra Bank	1	1.28	0	0.00
3	Bank of Baroda	8	10.25	4	0.80
4	Bank of India	0	0.00	0	0.00
5	Canara Bank	4	3.75	51	8.48
6	Central Bank of India	12	9.13	1	0.06
7	Indian Bank	0	0.00	0	0.00
8	Indian Overseas Bank	0	0.00	0	0.00
9	Punjab & Sind Bank	15	55.91	1	0.05
10	State Bank of India	698	1047.00	61	212.00
11	Uco Bank	340	272.19	0	0.00
12	Union Bank of India	21	50.24	2	2.60
13	United Bank of India	40	94.23	8	0.59
14	Vijaya Bank	12	5.94	0	0.00
15	Punjab National Bank	0	0.00	0	0.00
16	Tripura Gramin Bank	798	194.62	0	0.00
17	Agartala Urban Coop. Bank	32	7.00	0	0.00
18	Tripura Coop.Agri & Rural Dev.Bank	53	153.10	0	0.00
19	Tripura State Coop. Bank.	55	153.10	3	14.90
	TOTAL :	2093	2069.43	131	239.48

POSITION OF NPA OF BANKS IN THE STATE OF TRIPURA

As on 31.12.2016

Rs. In Crores.

Year	Gross Advance	Gross NPA	
	Amount	Amount	% to Gross NPA
March 2010	2491	154.01	6.18
March 2011	3137	176.04	5.61
March 2012	3857	177.78	4.60
March'2013	4590	251.92	5.48
March'2014	5771	368.13	6.37
March'2015	7108	417.41	5.87
March'2016	8415	490.16	5.82
Dec' 2016	9187	549.19	5.97

Percentage of gross NPA increased from 5.82% as on March' 2016 to 5.97% as on Dec' 2016. Amount in absolute terms also increased to Rs 549.19 crore as on 31st Dec' 2016 from Rs. 490.16 crore as on March'2016. The outstanding amount under Written Off A/Cs (Shadow Register) is around Rs 72.97 crore which if added with the outstanding NPA, the total amount would be Rs 622.16 crore which is 6.77% of the gross advance and seems to be high.

NPA Position and amount outstanding in Shadow Register of Banks in Tripura as on 31.12.2016 is furnished in the Annexure.

TRIPURA STATE
NPA Position of Banks in Tripura as on 31.12.2016

Agenda item No. 10
(Amt. in lacs)

SI No	Name of Bank	Agriculture	MSME	OPS	Total Prisec	Non- Prisec	Total NPA
1	2	3	4	5	6	7	8
1	Allahabad Bank	4.95	46.20	45.50	96.65	34.25	130.90
2	Andhra Bank	0.00	1.29	0.00	1.29	0.00	1.29
3	Bank of Baroda	0.00	304.94	50.22	355.16	284.00	639.16
4	Bank of India	8.65	19.88	82.03	110.56	1.56	112.12
5	Bank of Maharashtra	2.40	6.84	0.00	9.24	0.00	9.24
6	Bharatiya Mahila Bank	0.00	0.14	0.00	0.14	0.00	0.14
7	Canara Bank	15.65	89.26	55.64	160.55	83.25	243.80
8	Central Bank of India	0.00	256.32	179.53	435.85	0.00	435.85
9	Corporation Bank	0.00	1.61	0.00	1.61	0.08	1.69
10	Indian Bank	33.79	1.90	26.76	62.45	0.89	63.34
11	IDBI BANK	866.99	244.16	24.62	1135.77	29.30	1165.07
12	Indian Overseas Bank	0.00	452.07	2.52	454.59	52.47	507.06
13	Oriental Bank of Commerce	0.13	19.88	0.00	20.01	0.00	20.01
14	Punjab & Sind Bank	0.98	50.03	18.85	69.86	12.60	82.46
15	Punjab National Bank	17.25	181.45	12.30	211.00	5.61	216.61
16	State Bank of India	1789.00	5128.00	761.00	7678.00	2358.00	10036.00
17	Syndicate Bank	3.66	42.70	114.08	160.44	6.01	166.45
18	Union Bank of India	0.49	101.72	44.17	146.38	38.15	184.53
19	United Bank of India	1589.63	3326.00	3611.41	8527.04	107.80	8634.84
20	UCO Bank	381.00	353.00	5627.00	6361.00	835.00	7196.00
21	Vijaya Bank	0.65	27.71	2.47	30.83	9.37	40.20
A	Sub-Total PUBLIC sec Bank	4715.22	10655.10	10658.10	26028.42	3858.34	29886.76
22	AXIS BANK	0.00	0.00	0.00	0.00	0.00	0.00
23	Bandhan Bank	0.00	0.00	0.00	0.00	0.00	0.00
24	Federal Bank	0.00	0.00	0.00	0.00	0.00	0.00
25	HDFC	2.27	81.74	0.44	84.45	806.64	891.09
25	ICICI	0.00	0.00	0.00	0.00	0.00	0.00
26	Indusind Bank	2.55	107.31	0.00	109.86	0.00	109.86
27	Kotak Mahindra Bank Ltd	0.00	0.00	0.00	0.00	0.00	0.00
28	South Indian Bank	0.00	0.00	0.00	0.00	0.00	0.00
29	YES Bank	0.00	0.00	0.00	0.00	0.00	0.00
B	Sub Total Pvt. Sec Bank	4.82	189.05	0.44	194.31	806.64	1000.95
30	TGB	9644.79	4231.51	3721.60	17597.90	17.84	17615.74
C	Sub Total RRB	9644.79	4231.51	3721.60	17597.90	17.84	17615.74
31	ACUB	0.00	0.00	338.50	338.50	148.09	486.59
32	TCARDB	301.60	629.50	931.10	1862.20	0.00	1862.20
33	TSCB	944.15	1159.72	967.33	3071.20	995.08	4066.28
D	Sub-Total Coop. Bank	1245.75	1789.22	2236.93	5271.90	1143.17	6415.07
GRAND TOTAL		15610.58	16864.88	16617.07	49092.53	5825.99	54918.52

TRIPURA STATE

Position of Technically Written off A/Cs of Banks in Tripura as on 31.12.2016

Agenda Item No.10

SI.No.	BANKS	ACs written off since inception		Amount Outstanding	
		No of A/Cs	Amount	No of A/Cs	Amount
1	2	3	4	5	6
1	Allahabad Bank	1375	89.75	1375	89.75
2	Andhra Bank	0	0.00	0	0.00
3	Bank of Baroda	126	95.85	126	95.85
4	Bank of Maharashtra	0	0.00	0	0.00
5	Bank of India	31	13.40	31	13.40
6	Canara Bank	31	10.21	31	10.21
7	Central Bank of India	287	216.00	287	216.00
8	Indian Bank	129	66.59	129	66.59
9	IDBI BANK	1	834.15	1	834.15
10	Indian Overseas Bank	22	7.52	22	7.52
11	Punjab & Sind Bank	52	94.22	52	94.22
12	Punjab National bank	0	0.00	0	0.00
13	State Bank of India	42143	19127.42	2107	1913.54
14	Syndicate Bank	0	0.00	0	0.00
15	UCO Bank	132	143.45	132	143.45
16	United Bank of India	48896	4012.14	28274	2178.15
17	Union Bank of India	214	123.05	214	123.05
18	Vijaya Bank	0	0.00	0	0.00
19	Oriental Bank of Commerce	0	0.00	0	0.00
20	Corporation Bank	0	0.00	0	0.00
A	Sub-Total PUBLIC sec Bank	93439	24833.75	32781	5785.88
21	AXIS BANK	2	57.39	2	57.39
22	ICICI	0	0.00	0	0.00
23	HDFC	0	0.00	0	0.00
24	South Indian Bank	0	0.00	0	0.00
25	INDUSIND	0	0.00	0	0.00
26	YES Bank	0	0.00	0	0.00
B	Sub Total PRIVATE Sec bank	2	57.39	2	57.39
27	Tripura Gramin Bank	114061	6606.59	18987	1452.00
C	Sub Total RRB	114061	6606.59	18987	1452.00
28	ACUB	107	2.15	107	2.15
29	TCARDB	0	0.00	0	0.00
30	TSCB	0	0.00	0	0.00
D	Sub-Total Coop. Bank	107	2.15	107	2.15
GRAND TOTAL		207609	31499.88	51877	7297.42

STATUS OF GOVT. SPONSORED SCHEMES & NPA GENERATED THEREOF

		PMRY				PMEGP				SWAVALAMBAN			
		A/Cs Outstanding	Outstd. Balance as on 31.12.16	NPA A/Cs	Amt. Outstd. As on 31.12.16	A/Cs Outstanding	Outstd. Balance as on 31.12.16	NPA A/Cs	Amt. Outstd. As on 31.12.16	A/Cs Outstanding	Outstd. Balance as on 31.12.16	NPA A/Cs	Amt. Outstd. As on 31.12.16
1	Allahabad Bank					22	45.24	6	3.91	20	25.07	2	2.50
2	Andhra Bank	29	17.95	0	0.00	13	21.51	1	1.29	13	8.43	0	0.00
3	Bank of Baroda					49	101.63	6	6.84	40	116.25	6	4.01
4	Bank of Maharashtra					2	8.80	0	0.00	4	10.22	4	10.22
5	Bank of India					1	4.75	0	0.00	10	19.20	0	0.00
6	Canara Bank					90	265.55	83	117.25	166	152.12	150	169.21
7	Central Bank of India	161	72.29	96	52.99	59	141.11	17	16.69	65	124.11	22	19.01
8	CORPORATION BANK					8	9.31	0	0.00	0	0.00	0	0.00
9	Indian Bank	0	0.00	0	0.00	35	55.75	13	13.77	22	32.96	2	2.52
10	IDBI BANK					5	18.78	5	18.78	1	6.06	1	6.06
11	IOB	10	31.50	5	11.75	20	36.33	11	15.35	39	53.15	15	12.50
12	PNB	3	2.80	3	2.50	12	56.45	10	27.70	18	23.20	6	8.50
13	P&SB	17	63.90	17	63.90	22	47.90	9	13.25	10	10.05	4	3.65
14	SBI	2420	2429.00	570	1009.00	1725	4169.00	351	1682.00	1581	1742.00	351	783.00
15	SYNDICATE BANK					38	60.41	10	13.01	9	7.02	3	7.98
16	OBC					9	14.04	4	9.27	8	6.36	4	1.57
17	United Bank of India	2720	1910.48	2627	1835.27	2283	4316.14	491	849.02	680	972.58	206	302.58
18	Union Bank of Inida	0	0.00	0	0.00	105	783.38	77	55.37	111	887.93	68	51.37
19	UCO Bank	221	239.00	215	239.00	257	451.00	70	143.00	424	430.00	83	112.00
20	Vijaya Bank	2	3.10	0	0.00	25	48.33	8	12.44	14	21.15	1	0.35
	ASCB of PSBs Sub-Total	5583	4770.02	3533	3214.41	4780	10655.41	1172	2998.94	3235	4647.86	928	1497.03
21	AXIS BANK					5	10.40	4	3.57				
22	HDFC BANK					1	2.99	0	0.00				
23	ICICI					1	0.23	0	0.00				
24	INDUSIND BANK												
25	SOUTH INDIAN BANK												
26	Yes Bank												
27	Federal Bank												
28	Kotak Mahindra												
	ASCB of Pvt s Sub-Total	0	0.00	0	0.00	7	13.62	4	3.57	0	0.00	0	0.00
29	TGB	0	0.00	0	0.00	3369	5154.31	755	1030.02	3300	3530.73	630	829.67
	TGBs Sub-Total	0	0.00	0	0.00	3369	5154.31	755	1030.02	3300	3530.73	630	829.67
30	ACUB												
31	TCARDB												
32	TSCB Ltd					901	2110.54	177	219.12	1835	2147.41	415	258.40
	ASCB ofCoop Sub-Total	0	0.00	0	0.00	901	2110.54	177	219.12	1835	2147.41	415	258.40
	GRAND TOTAL	5583	4770.02	3533	3214.41	9057	17933.88	2108	4251.65	8370	10326.00	1973	2585.10

Agenda Item NO: 11

Performance of Banks in key areas as on Dec' 2016 compared to Dec' 2015 & March' 2016

(Amt. Rs in Crore)

Parameters	Dec'2015	March'2016	Dec'2016	Variation over Dec' 2015	
				Amount	% of increase
Deposit	17688.66	18724.08	21957.79	4269.13	+24
Advance	7827.83	8415.05	9187.89	1360.06	+17
CD Ratio	44	45	42		-2
Investments	4144.55	4112.21	3291.66	-852.89	-21
(C+I)D Ratio with Inv.	68	67	57		-11
RIDF*	200.00	200.00	275.00		
CD Ratio with RIDF #	45	46	43		-2
Govt. fund lying with Banks	2109.05	3204.91	3099.51	990.46	+47
CD ratio without Govt. Fund	50	54	49	-	-1
Credit in flow from outside the state	588.62	588.62	555.31	-33.31	-6
CD Ratio including Govt. Deposit with Credit inflow	48	48	44	-	-4
CD ratio excluding Govt. Dep. including credit inflow	54	58	52	-	-2
Priority Sector Credit (PSC)	6034.68	6162.78	7452.36	1417.68	+23
% of PSC to ANBC *	85	87	95		+10
Sectoral deployment of PSC:					
1. Agriculture	2312.22	2304.85	2989.84	677.62	+29
% of Agriculture Adv. to ANBC	33	37	38		+5
2. MSME	2664.14	2694.85	3149.17	485.03	+18
3. Other Prisec	1058.32	1163.08	1313.40	255.08	+24
PSC to major sub-sectors:					
(i) Weaker section	3330.51	3390.70	3658.99	328.48	+10
% of weaker section credit to ANBC	47	48	47		0
II) SC	700.04	757.10	779.87	79.83	+11
III) ST	1135.21	1157.46	1393.91	258.70	+23
IV) Women Entrepreneur	1381.78	1414.33	1477.56	95.78	+7
% of women credit to ANBC	19	20	19		0
V) Minority Community	272.70	282.73	488.88	216.18	+79
% to Total Prisec Advance	4	5	6		+2

ANBC= Adjusted Net Bank Credit,(ANBC as on December 2015– Rs.7827.83 crore).

TRIPURA STATE

Agenda item No. 11

BANK-WISE & POPULATION GROUP-WISE BRANCH NETWORK AND DEPOSIT AS ON 31.12.2016

(Amt in lakh)									
Sl No	BANKS	NO. OF BRANCHES				DEPOSITS			
		Rural	Semi urban	Urban	Total	Rural	Semi Urban	Urban	TOTAL
1	2	3	4	5	6	7	8	9	10
1	Allahabad Bank	1	1	1	3	526.83	306.62	8970.51	9803.96
2	Andhra Bank	0	0	1	1	0.00	0.00	1569.97	1569.97
3	Bank of Baroda	1	0	3	4	709.94	0.00	27922.57	28632.51
4	Bank of India	7	4	2	13	6130.20	5337.01	7981.99	19449.20
5	Bank of Maharashtra	0	0	1	1	0.00	0.00	461.46	461.46
6	Bharatiya Mahila Bank	1	0	1	2	160.77	0.00	3967.85	4128.62
7	Canara Bank	3	7	3	13	3618.3	3829.86	22281.29	29729.45
8	Central Bank of India	1	3	3	7	3012.07	1296.85	10312.31	14621.23
9	Corporation Bank	0	1	1	2	0.00	462.53	3524.44	3986.97
10	Dena Bank	0	0	1	1	0.00	0.00	259.05	259.05
11	Indian Bank	1	0	2	3	119.84	0.00	12799.09	12918.93
12	IDBI BANK	4	4	1	9	820.00	6969.00	14200.00	21989.00
13	Indian Overseas Bank	2	2	1	5	1297.26	492.17	11744.42	13533.85
14	Oriental Bank of Commerce	0	1	1	2	0.00	113.66	2521.34	2635.00
15	Punjab & Sind Bank	1	0	1	2	164.00	0.00	2439.00	2603.00
16	Punjab National Bank	1	1	1	3	544.50	0.00	4161.06	4705.56
17	State Bank of India	30	18	15	63	71474.00	249285.00	367432.00	688191.00
18	Syndicate Bank	3	2	1	6	449.44	1317.95	3336.31	5103.70
19	Union Bank of India	1	3	3	7	1157.00	3903.67	43122.72	48183.39
20	United Bank of India	42	8	12	62	109564.57	80123.03	111578.40	301266.00
21	UCO Bank	13	9	5	27	15466.00	22551.00	69533.00	107550.00
22	Vijaya Bank	1	0	3	4	1061.65	0.00	22514.85	23576.50
A	Sub Total of Public Sec. Bank	113	64	63	240	216276.37	375988.35	752633.63	1344898.35
23	AXIS BANK	0	4	3	7	0.00	7211.08	31913.92	39125.00
24	Bandhan Bank	12	8	3	23	8682.00	8379.00	8494.00	25555.00
25	Federal Bank	0	0	1	1	0.00	0.00	3139.60	3139.60
26	HDFC	0	2	3	5	0.00	2314.00	7928.00	10242.00
27	ICICI	1	6	1	8	745.59	3046.81	6188.04	9980.44
28	IDFC Bank	0	0	1	1	0.00	0.00	108.34	108.34
29	Indusind Bank	0	1	1	2	0.00	1038.73	2599.96	3638.69
30	Kotak Mahindra Bank	0	0	1	1	0.00	0.00	2633.88	2633.88
31	South Indian Bank	0	0	1	1	0.00	0.00	4048.34	4048.34
32	YES Bank	0	0	1	1	0.00	0.00	3658.93	3658.93
B	Sub Total of Pvt. Sec. Bank	13	21	16	50	9427.59	21989.62	70713.01	102130.22
33	Tripura Gramin Bank	101	30	13	144	191786.00	155013.00	170306.00	517105.00
C	Sub Total of RRB	101	30	13	144	191786.00	155013.00	170306.00	517105.00
34	ACUB	0	1	2	3	0.00	222.29	3839.25	4061.54
35	TCARDB	1	3	1	5	0.00	0.00	0.00	0.00
36	TSCB	40	12	11	63	56250.58	53029.10	118304.57	227584.25
D	Sub Total of Coop.Banks	41	16	14	71	56250.58	53251.39	122143.82	231645.79
GRAND TOTAL		268	131	106	505	473740.54	606242.36	1115796.46	2195779.36

TRIPURA STATE

Agenda item No. 11

BANK-WISE & POPULATION GROUP-WISE ADVANCE AND CD RATIO AS ON 31.12.2016

Amt. in lakh

Sl No.	BANKS	ADVANCES				CREDIT DEPOSIT RATIO (%)				Investment	Credit + Investment Deposit Ratio (%)
		Rural	Semi urban	Urban	TOTAL	Rural	Semi urban	Urban	Total		
1	2	3	4	5	6	7	8	9	10	11	12
1	Allahabad Bank	75.80	104.17	2194.54	2374.51	14	0	24	24		24
2	Andhra Bank	0.00	0.00	182.54	182.54	0	0	12	12		12
3	Bank of Baroda	357.70	0.00	6803.97	7161.67	50	0	24	25		25
4	Bank of India	3390.62	4015.29	5389.39	12795.30	55	75	68	66		66
5	Bank of Maharashtra	0.00	0.00	233.38	233.38	0	0	51	51		51
6	Bharatiya Mahila Bank	168.98	0.00	530.39	699.37	0	0	13	17		17
7	Canara Bank	760.88	2602.30	7966.60	11329.78	21	68	36	38		38
8	Central Bank of India	509.37	590.84	4618.81	5719.02	17	46	45	39		39
9	Corporation Bank	0.00	42.15	412.56	454.71	0	9	12	11		11
10	Dena Bank	0.00	0.00	55.59	55.59	0	0	21	21		21
11	Indian Bank	24.15	0.00	1704.90	1729.05	20	0	13	13		13
12	IDBI BANK	634.00	1415.00	3000.00	5049.00	77	20	21	23		23
13	Indian Overseas Bank	242.25	135.54	3172.46	3550.25	19	28	27	26		26
14	Oriental Bank of Commerce	0.00	19.40	355.60	375.00	0	0	14	14		14
15	Punjab & Sind Bank	71.00	0.00	403.00	474.00	43	0	17	18		18
16	Punjab National Bank	94.71	0.00	2087.86	2182.57	17	0	50	46		46
17	State Bank of India	73780.00	104720.00	83533.00	262033.00	103	42	23	38		38
18	Syndicate Bank	225.15	854.75	1328.97	2408.87	50	65	40	47		47
19	Union Bank of India	87.00	1143.27	9014.64	10244.91	8	29	21	21		21
20	United Bank of India	41449.00	23342.93	49561.07	114353.00	38	29	44	38		38
21	UCO Bank	4220.00	4337.00	15341.00	23898.00	27	19	22	22		22
22	Vijaya Bank	131.62	0.00	2794.17	2925.79	0	0	12	12		12
A	Sub Total of Public Sec. Bank	126222.23	143322.64	200684.44	470229.31	58	38	27	35	0.00	35
23	AXIS BANK	0.00	1932.20	21718.80	23651.00	0	27	68	60		60
24	Bandhan Bank	44857.00	29290.00	13286.00	87433.00	517	350	156	342		
25	Federal Bank	0.00	0.00	569.52	569.52	0	0	18	18		18
26	HDFC	0.00	3625.00	10498.04	14123.04	0	157	132	138		138
27	ICICI	164.21	1239.00	853.00	2256.21	22	41	14	23		23
28	IDFC Bank	0.00	0.00	665.11	665.11	0	0	614	614		614
29	Indusind Bank	0.00	3334.02	6794.11	10128.13	0	321	261	278		278
30	Kotak Mahindra Bank	0.00	0.00	60.04	60.04	0	0	2	2		2
31	South Indian Bank	0.00	0.00	948.89	948.89	0	0	23	23		23
32	YES Bank	0.00	0.00	0.00	0.00	0	0	0	0	382.35	10
B	Sub Total of Pvt. Sec. Bank	45021.21	39420.22	55393.51	139834.94	478	179	78	137	382.35	137
33	Tripura Gramin Bank	103906.00	57778.00	25033.00	186717.00	54	37	15	36	311125.00	96
C	Sub Total of RRB	103906.00	57778.00	25033.00	186717.00	54	37	15	36	311125.00	96
34	ACUB	0.00	59.89	1507.04	1566.93	0	27	39	39	2763.49	107
35	TCARDB	0.00	1425.14	573.32	1998.46	0	0	0	0		0
36	TSCB	57632.00	47765.12	13045.11	118442.23	102	90	11	52	14894.92	59
D	Sub Total of Coop.Banks	57632.00	49250.15	15125.47	122007.62	102	92	12	53	17658.41	60
GRAND TOTAL		332781.44	289771.01	296236.42	918788.87	70	48	27	42	329165.76	57
TOTAL RESOURCES SUPPORT PROVIDED TO STATE UNDER RIDF:						27500.00		C.D. Ratio With RIDF		43	

TRIPURA STATE

Agenda Item No. 11

BANK-WISE PERFORMANCE IN LENDING TO PRIORITY SECTORS AND KEY CATEGORIES AS ON 31.12.2016

(Amt. in lacs)

Sl.No.	BANKS	Agril & Allied Activities		MSME		OTHER PRISEC		Total PRISEC		TFA as % of ANBC	PS Cr. As % to ANBC
		Total Finance		A/c.	Amt.	A/c.	Amt.	A/c.	Amt.		
		A/c.	Amt.								
1	2	3	4	6	7	9	10	12	13	14	15
1	Allahabad Bank	157	213.54	221	1037.02	124	729.22	502	1979.78	10	90
2	Andhra Bank	0	0.00	55	69.58	9	35.75	64	105.33	0	110
3	Bank of Baroda	107	438.03	499	3150.39	173	752.55	779	4340.97	5	54
4	Bank of India	822	4251.37	1286	5742.64	265	114.27	2373	10108.28	39	93
5	Bank of Maharashtra	1	2.40	67	140.11	14	26.09	82	168.60	2	107
6	Bharatiya Mahila Bank	9	4.96	341	241.99	170	379.75	520	626.70	2	223
7	Canara Bank	1273	814.87	1446	7077.75	930	1997.98	3649	9890.60	9	106
8	Central Bank of India	849	893.02	582	2663.57	517	1821.32	1948	5377.91	18	111
9	Corporation Bank	25	17.50	196	310.00	76	90.62	297	418.12	5	112
10	Dena Bank	0	0.00	4	8.48	17	17.09	21	25.57	0	69
11	Indian Bank	5	46.71	131	970.92	61	281.75	197	1299.38	3	82
12	IDBI BANK	5420	1750.55	346	1957.38	113	954.83	5879	4662.76	15	39
13	Indian Overseas Bank	83	61.50	571	1630.25	31	161.50	685	1853.25	2	63
14	Oriental Bank of Commerce	3	0.58	68	181.00	16	63.00	87	244.58	0	88
15	Punjab & Sind Bank	11	9.03	190	272.31	88	120.45	289	401.79	2	77
16	Punjab National Bank	37	56.50	165	1652.00	47	112.35	249	1820.85	3	86
17	State Bank of India	136243	94359.00	45275	104836.00	15846	27525.00	197364	226720.00	47	114
18	Syndicate Bank	157	109.06	601	1095.94	106	270.86	864	1475.86	6	76
19	Union Bank of India	606	695.49	811	4289.29	309	1571.67	1726	6556.45	7	66
20	United Bank of India	70593	25854.35	14211	64293.58	3014	11058.55	87818	101206.48	24	95
21	UCO Bank	9928	3280.51	2417	11829.93	682	3762.50	13027	18872.94	15	85
22	Vijaya Bank	148	304.58	427	2458.16	163	33.57	738	2796.31	12	114
A	Sub Total of Public Sec. Bank	226477	133163.55	69910	215908.29	22771	51880.67	319158	400952.51	33	101
23	AXIS BANK	47	138.00	393	7250.00	86	82.75	526	7470.75	1	38
24	Bandhan Bank	172379	41744.00	124217	44001.00	16240	418.00	312836	86163.00	73	151
25	Federal Bank	42	23.27	22	165.25	0	0.00	64	188.52	5	39
26	HDFC	12761	4740.94	9456	4321.82	250	37.03	22467	9099.79	42	80
27	ICICI	4459	1845.30	12	10.36	1	8.01	4472	1863.67	93	94
28	IDFC Bank	798	134.92	2727	530.19	0	0.00	3525	665.11	0	0
29	Indusind Bank	582	924.05	2951	5744.91	0	0.00	3533	6668.96	8	57
30	Kotak Mahindra Bank	0	0.00	1	35.50	0	0.00	1	35.50	0	56
31	SOUTH INDIAN BANK	1	17.23	16	565.44	62	204.99	79	787.66	2	93
32	YES Bank	0	0.00	0	0.00	0	0.00	0	0.00	0	0
B	Sub Total of Pvt. Sec. Bank	191069	49567.71	139795.00	62624.47	16639	750.78	347503	112942.96	48	110
33	Tripura Gramin Bank	217883	47693.00	29838	28786.00	26246	64733.00	273967	141212.00	27	80
C	Sub Total of RRB	217883	47693.00	29838	28786.00	26246	64733.00	273967	141212.00	27	80
34	ACUB	0	0.00	0	0.00	793	1566.93	793	1566.93	0	95
35	TCARDB	1368	530.18	0	0.00	1919	1702.47	3287	2232.65	23	95
36	TSCB	115571	68029.76	16424	7598.16	4471	10700.55	136466	86328.47	67	85
D	Sub Total of Coop.Banks	116939	68559.94	16424	7598.16	7183	13969.95	140546	90128.05	65	86
	GRAND TOTAL	752368	298984.20	255967	314916.92	72839	131334.40	1081174	745235.52	38	95

TFA : Total Finance to Agriculture. P.S. Cr. : Priority Sector Credit

TRIPURA STATE

Agenda Item No. 11

BANK-WISE PERFORMANCE IN LENDING TO PRIORITY SECTORS AND KEY CATEGORIES AS ON 31.12.2016

(Amt. in Lakhs)

Sl.No.	BANKS	Advances for SC		Advance for ST		Advance for OBC		Advances to Weaker Section		Advances to Weaker Section as % of ANBC	Advance for Women Entrepreneurs		Advance for Minority Community		Advance to Physically Handicapped	
		A/c.	Amt.	A/c.	Amt.	A/c.	Amt.	A/c.	Amt.		%	A/c.	Amt.	A/c.	Amt.	A/c.
1	2	3	4	5	6	7	8	9	10	11	12	13	14	15	16	17
1	Allahabad Bank	97	249.25	142	514.55	48	208.45	403	1420.55	64	178	355.50	35	94.10	2	0.42
2	Andhra Bank	1	10.00	0	0.00	0	0.00	8	16.60	17	3	2.15	0	0.00	0	0.00
3	Bank of Baroda	53	70.00	29	30.80	16	28.48	97	712.13	9	39	41.00	6	8.30	0	0.00
4	Bank of India	162	259.40	230	136.20	68	74.61	728	2830.31	26	198	361.11	59	34.42	1	1.50
5	Bank of Maharashtra	13	20.01	0	0.00	0	0.00	13	10.20	7	8	13.30	0	0.00	0	0.00
6	Bharatiya Mahila Bank	0	0.00	0	0.00	0	0.00	26	12.50	4	18	19.70	0	0.00	0	0.00
7	Canara Bank	676	612.21	469	319.85	472	531.12	1612	1155.00	12	112	81.23	932	491.01	42	8.21
8	Central Bank of India	268	97.88	241	128.75	139	77.05	613	725.11	15	218	249.51	27	19.36	2	1.06
9	Corporation Bank	15	18.00	12	16.00	35	60.00	49	60.25	16	22	31.00	4	6.01	0	0.00
10	Dena Bank	0	0.00	0	0.00	0	0.00	15	7.24	20	0	0.00	0	0.00	0	0.00
11	Indian Bank	21	31.71	35	49.64	25	34.67	95	131.10	8	8	12.21	8	12.71	0	0.00
12	IDBI BANK	310	64.25	2500	750.00	477	176.06	5489	1254.73	10	4558	1061.46	826	277.73	0	0.00
13	Indian Overseas Bank	0	0.00	0	0.00	0	0.00	9	22.50	1	0	0.00	0	0.00	0	0.00
14	Oriental Bank of Commerce	2	0.86	0	0.00	39	9.20	47	7.00	3	19	33.49	1	1.00	0	0.00
15	Punjab & Sind Bank	26	42.50	40	42.15	4	3.50	47	61.20	12	15	17.00	4	5.00	0	0.00
16	Punjab National Bank	0	0.00	0	0.00	0	0.00	152	156.50	7	0	0.00	0	0.00	0	0.00
17	State Bank of India	25217	23751.00	48308	38405.00	10158	16840.00	68101	50356.00	25	35619	29078.00	11235	10495.00	392	472.00
18	Syndicate Bank	58	78.21	51	103.70	0	0.00	87	233.00	12	189	121.51	95	125.33	0	0.00
19	Union Bank of India	137	279.31	54	62.12	103	83.63	344	621.81	6	184	276.19	36	52.21	0	0.00
20	United Bank of India	19913	7951.48	27711	8642.47	7128	7759.63	62234	39814.55	37	44147	21103.47	9919	4693.91	373	74.14
21	UCO Bank	3198	6163.00	1673	599.00	1396	1223.00	6384	11583.00	52	821	1129.00	624	826.00	25	7.00
22	Vijaya Bank	67	194.58	38	142.16	35	41.40	173	498.34	20	60	37.66	58	143.00	4	2.81
A	Sub Total of Public Sec. Bank	50234	39893.65	81533	49942.39	20143	27150.80	146726	111689.62	28	86416	54024.49	23869	17285.09	841	567.14
23	AXIS BANK	0	0.00	0	0.00	0	0.00	0	0.00	0	76	88.61	9	31.26	0	0.00
24	Bandhan Bank	58421	11037.59	50185	9317.56	42198	7809.56	245523	61200.00	107	238263	45019.56	1459	268.48	0	0.00
25	Federal Bank	0	0.00	0	0.00	0	0.00	0	0.00	0	0	0.00	0	0.00	0	0.00
26	HDFC Bank	149	119.28	187	647.38	0	0.00	21236	4677.07	41	20556	3331.15	2815	581.86	0	0.00
27	ICICI Bank	1617	624.52	114	52.75	0	0.00	3359	1268.86	64	1251	577.27	348	122.33	0	0.00
28	IDFC Bank	1203	224.27	368	67.07	654	124.58	1944	359.88	0	3525	665.11	266	20.13	0	0.00
29	Indusind Bank	313	504.31	280	398.10	0	0.00	1401	1344.95	11	82	125.30	627	1527.18	0	0.00
30	Kotak Mahindra Bank	0	0.00	0	0.00	0	0.00	0	0.00	0	0	0.00	0	0.00	0	0.00
31	SOUTH INDIAN BANK	0	0.00	0	0.00	0	0.00	0	0.00	0	0	0.00	0	0.00	0	0.00
32	YES Bank	0	0.00	0	0.00	0	0.00	0	0.00	0	0	0.00	0	0.00	0	0.00
B	Sub Total of Pvt. Sec. Bank	61703	12509.97	51134	10482.86	42852	7934.14	273463	68850.76	67	263753	49807.00	5524	2551.24	0	0.00
33	Tripura Gramin Bank	27033	17818.00	76156	58775.14	13034	8577.82	203631	129234.00	73	67297	32206.56	63922	27502.56	84	25.00
C	Sub Total of RRB	27033	17818.00	76156	58775.14	13034	8577.82	203631	129234.00	73	67297	32206.56	63922	27502.56	84	25.00
34	ACUB	117	199.20	132	361.15	0	0.00	30	11.60	1	141	295.35	7	9.50	4	7.97
35	TCARDB	0	0.00	0	0	0	0	0	0	0	0	0.00	0	0	0	0
36	TSCB	18915	7566.15	38133	19829.16	31910	15955.75	88703	56113.51	56	20769	11422.95	3421	1539.95	439	219.50
D	Sub Total of Coop.Banks	19032	7765.35	38265	20190.31	31910	15955.75	88733	56125.11	53	20910	11718.30	3428	1549.45	443	227.47
GRAND TOTAL		158002	77986.97	247088	139390.70	107939	59618.51	712553	365899.49	47	438376	147756.35	96743	48888.34	1368	819.61

Quarterly Statement on Priority Sector Advances and Sectoral Deployment of Credit						
	Adjusted Net Bank Credit (ANBC) as on the corresponding date of the preceding year	782783.03				
	Credit Equivalent of Off Balance sheet Exposures (CEOBE) as on the corresponding date of the preceding year					
Number of Accounts in absolute terms and Amount in Lakhs						
Sl. No	Categories	Disbursements during the Quarter (Oct-Dec)		Outstanding/Disbursement at the end of the Quarter(April to Dec)		
		No. of A/cs	Amount disbursed	No. of A/cs	No. of beneficiaries	Balance O/s
1	Priority Sector	66292	79052.75	210087		253335.14
I	Agriculture	55012	34340.53	175719		111650.45
(i)	Crop Loans	14226	5450.50	39625		18769.87
(ii)	Investment Credit					
	Out of (ii) above, loans for agriculture implements & machinery					
(iii)	Allied Activities	40786	28890.03	136094		92880.58
(a)	Fisheries	4572	2015.34	15641		6859.17
(b)	Dairying	1020	2568.47	3537		8832.79
(c)	Poultry	1413	2090.19	4742		6955.72
(d)	Animal Husbandry					
(e)	Bee keeping					
(f)	Sericulture					
(g)	Others	33781	22216.03	112174		70232.9
	Out of Agriculture, loans to small and marginal farmers	12399	4665.13	33383		15850.22
	Out of Agriculture, loans to other individual farmers	42613	29675.40	142336		95800.23
	Out of Agriculture, loans to corporate farmers, farmers' producer organizations/companies of individual farmers, partnership firms and co-operatives of farmers directly engaged in Agriculture and Allied Activities					
	Out of Agriculture, above loans to Food & Agro-processing					
II	MSMEs	9373	34660.73	24949		92340.62
(i)	Micro Enterprises	9346	33734.38	24849		88880.41
(a)	Manufacturing Enterprises	2436	10109.23	6541		27162.89
(b)	Service Enterprises	6910	23625.15	18308		61717.52
(ii)	Small Enterprises	27	926.35	100		3460.21
(a)	Manufacturing Enterprises	9	278.42	28		857.56
(b)	Service Enterprises	18	647.93	72		2602.65
(iii)	Medium Enterprises					
(a)	Manufacturing Enterprises					
(b)	Service Enterprises					
(iv)	Advances to KVI					
(v)	Other Finance to MSMEs					
III	Export Credit					
IV	Education	90	275.37	251		851.99
V	Housing					
VI	Renewable Energy					
VII	Social Infrastructure					
VIII	'Others' category under Priority Sector	1907	10051.49	9419		49344.07
2	Loans to Weaker Sections under Priority Sector	34053	39677.90	114887		133786.29
3	Non-Priority Sector Loans	3925	9202.58	15081		35261.18
I	Agriculture					
II	MSME (Service)					
(i)	Micro Enterprises (Service)					
(ii)	Small Enterprises (Service)					
(iii)	Medium Enterprises (Service)					
III	Education Loans					
IV	Housing Loans					
V	Personal Loans under Non-Priority Sector					
VI	Other Non-Priority Sector Loans	0	0.00	0		0.00
4	Total Loans	70217	88255.33	225168		288596.32

Regional imbalances in deployment of credit to various sectors of the economy:

Credit off take in Tripura is generally at a lower side compared to the other States of the country. The CD ratio of the State during last two- three years has moved both ways in the range of 30% to 45% and as on 31.03.2016 it stands at 45%. The State had achieved the target under ACP 2007-08(102%), ACP 2008-09 (113%), ACP 2009-10(114%), ACP 2010-11 (99%) ACP 2011-12 (98%), ACP 2012-13 (94%), ACP2013-14(123%), ACP 2014-15 (116%), ACP 2015-16 (124%) and ACP 2016-17(As on Dec'16) (87%) resulting in growth of advances. Yet the CD ratio is not up to the mark. The reasons could be as under:

- i. Relatively faster growth in deposits.
- ii. Scope of big Industrial Advance is limited.
- iii. Being a landlocked State, cannot go all out to market its products in the other parts of the country.
- iv. Contribution of Traditional sector towards total advance of the State is much lower in comparison to other States.
- v. Priority sector being the principal sector where credit flow has limited absorption capacity.
- vi. Non-availability of adequate irrigation facility is one of the limiting factors of low credit off take in the State.

In Tripura (W) district where CD ratio is the lowest in the State, one Sub-committee under DCC is reviewing in each DCC meeting and action points are taken to push up the CD ratio of the District.

EMPLOYMENT GENERATION SCHEMES

Scheme-wise performance under Employment Generation Scheme by all Banks for 2016-17 (as on 31.12.2016) is given below:

(Rs/ lac)

Scheme	Prog. Year	Target	Spon.	Sanctioned		Disbursed	
		No	No	No	Amt	No	Amt
PMEGP							
Dec'2016	2016-17	1846	3853	70	190.21	0	0.00
SWAVALAMBAN							
Dec'2016	2016-17	4000	6215	435	1041.70	0	0.00

PMEGP

As at the end of Dec'2016, for the FY 2016-17, 3853 PMEGP cases have been sponsored to the bank branches, out of which 70 cases have been sanctioned amounting to Rs. 1.90 Crores.

SWABALAMBAN

6215 Swabalamban proposals were sponsored to the bank branches for FY 2016-17. Banks have sanctioned 435 proposals with an amount of Rs. 10.42 Crores.

Banks are in process of sanctioning of sponsored loan proposals. Disbursement will start after completion of EDP training.

TRIPURA STATE
PERFORMANCE UNDER PMEGP FOR THE FINANCIAL YEAR 2016-17 AS ON 31.12.2016

Agenda No-12

Sl.No.	NAME OF THE BANKS	TARGET	SPONSORED		SANCTIONED		DISBURSED	
		NO	NO	AMT.	NO	AMT.	NO	AMT.
1	Allahabad Bank	8	21	121.58	0	0.00	0	0.00
2	Andhra Bank	5	8	36.50	0	0.00	0	0.00
3	Bank of Baroda	13	27	141.89	0	0.00	0	0.00
4	Bank of India	31	108	654.77	0	0.00	0	0.00
5	Bank of Maharashtra	4	6	29.42	0	0.00	0	0.00
6	Bharatiya Mahila Bank	2	5	34.12	0	0.00	0	0.00
7	Canara Bank	28	70	431.79	0	0.00	0	0.00
8	Central Bank of India	25	39	190.00	0	0.00	0	0.00
9	Corporation Bank	7	14	79.00	0	0.00	0	0.00
10	Indian Bank	8	13	62.76	3	0.00	0	0.00
11	IDBI BANK	6	32	224.16	0	0.00	0	0.00
12	Indian Overseas Bank	10	25	145.52	0	0.00	0	0.00
13	Oriental Bank of Commerce	4	5	23.00	0	0.00	0	0.00
14	Punjab & Sind Bank	5	9	58.15	0	0.00	0	0.00
15	Punjab National Bank	6	10	79.44	4	10.00	0	0.00
16	State Bank of India	367	680	4037.69	30	118.07	0	0.00
17	Syndicate Bank	12	29	175.05	2	5.00	0	0.00
18	Union Bank of India	21	42	283.30	0	0.00	0	0.00
19	United Bank of India	427	985	6254.11	16	21.00	0	0.00
20	UCO Bank	67	181	1102.53	12	22.01	0	0.00
21	Vijaya Bank	10	15	72.50	0	0.00	0	0.00
A	Sub Total of Public Sec. Bank	1066	2324	14237.28	67	176.08	0	0.00
22	AXIS BANK	4	11	148.00	0	0.00	0	0.00
23	Bandhan Bank	7	7	57.29	0	0.00	0	0.00
24	Federal Bank	0	0	0.00				
25	HDFC	2	3	23.00	0	0.00	0	0.00
26	ICICI	6	10	72.50	0	0.00	0	0.00
27	Indusind Bank	1	1	4.00	0	0.00	0	0.00
28	Kotak Mahindra Bank	0	0	0.00				
29	SOUTH INDIAN BANK	0	0	0.00				
30	YES Bank	0	0	0.00	0	0.00	0	0.00
B	Sub Total of Pvt. Sec. Bank	20	32	304.79	0	0.00	0	0.00
31	Tripura Gramin Bank	544	1113	6290.00	3	14.13	0	0.00
C	Sub Total of RRB	544	1113	6290.00	3	14.13	0	0.00
32	ACUB	0	0	0.00				
33	TCARDB	0	0	0.00				
34	TSCB	216	384	2211.82	0	0.00	0	0.00
D	Sub Total of Coop.Banks	216	384	2211.82	0	0.00	0	0.00
GRAND TOTAL		1846	3853	23043.89	70	190.21	0	0.00

Tripura State

BANK-WISE POSITION IN IMPLEMENTATION OF SWABALAMBAN FOR THE STATE OF TRIPURA FOR THE PROGRAMME YEAR 2016-17 AS ON 31.12.2016

(Amt in Lacs.)

SI No	Name of Bank	Achievement for the Financial Year 2016-2017						
		Target	Sponsored		Sanctioned		Disbursed	
		No	No	Amt	No	Amt	No	Amt
1	Allahabad Bank	13	37	99.41	0	0.00	0	0.00
2	Axis bank	5	7	21.00	0	0.00	0	0.00
3	Bank of Baroda	20	32	106.53	0	0.00	0	0.00
4	Bank of India	41	99	264.82	0	0.00	0	0.00
5	Canara Bank	49	99	286.23	5	9.13	0	0.00
6	Central Bank of India	58	87	248.75	1	1.70	0	0.00
7	Dena Bank	1	2	6.00	0	0.00	0	0.00
8	ICICI Bank	6	8	24.70	0	0.00	0	0.00
9	IDBI Bank	6	33	97.94	0	0.00	0	0.00
10	Indian Bank	13	22	71.21	0	0.00	0	0.00
11	Indian Overseas Bank	21	44	113.40	5	9.20	0	0.00
12	Indus Ind Bank	3	2	6.00	0	0.00	0	0.00
13	Oriental Bank Of Commerce	7	12	48.01	0	0.00	0	0.00
14	Punjab & Sind Bank	15	13	44.00	0	0.00	0	0.00
15	Punjab Naional Bank	9	14	43.65	0	0.00	0	0.00
16	Syndicate Bank	19	44	134.42	5	8.62	0	0.00
17	State Bank of India	649	990	3236.12	9	21.06	0	0.00
18	Tripura Gramin Bank	1472	2191	6286.12	340	835.38	0	0.00
19	Tripura State Co-Op Bank	584	871	2594.17	26	59.85	0	0.00
20	Union Bank	35	91	269.04	0	0.00	0	0.00
21	United Bank Of India	758	1146	3476.94	26	54.69	0	0.00
22	UCO BANK	149	267	772.49	16	35.40	0	0.00
23	Vijaya Bank	9	21	64.00	0	0.00	0	0.00
24	HDFC	4	2	3.40	0	0.00	0	0.00
25	Andhra Bank	7	10	38.00	0	0.00	0	0.00
26	Bandhan Bank	18	32	91.74	0	0.00	0	0.00
27	Corporation Bank	10	15	51.91	1	5.00	0	0.00
28	Bharatiya Mahila Bank	10	17	38.92	1	1.67	0	0.00
29	South Indian Bank	1	0	0.00	0	0.00	0	0.00
30	Yes Bank	2	0	0.00	0	0.00	0	0.00
31	Bank of Maharashtra	6	7	25.00	0	0.00	0	0.00
	TOTAL	4000	6215	18563.92	435	1041.70	0	0.00

TRIPURA STATE

Agenda Item No-12

BANK-WISE POSITION IN IMPLEMENTATION OF MINI DAIRY FOR THE STATE OF TRIPURA DURING THE YEAR 2016-17 AS ON 31.12.2016

Sl.No.	BANKS	Proposals Received	Proposals sanctioned		Proposals disbursed	
		No.	No.	Amt.	No.	Amt.
1	2	3	4	5	6	7
1	Central Bank of India	0	0	0.00	0	0.00
2	IDBI Bank	11	11	14.40	11	14.40
3	State Bank of India	1	1	1.10	1	1.10
4	UCO Bank	11	11	52.36	11	52.36
5	United Bank of India	51	51	158.00	51	158.00
6	Vijaya Bank	2	2	19.99	2	19.99
7	Tripura Gramin Bank	164	164	284.05	164	284.05
8	Tripura State Co-operative Bank	5	5	19.20	5	19.20
9	Bank of Baroda	2	2	13.20	2	13.20
10	Union Bank	0	0	0.00	0	0.00
11	Oriental Bank of Commerce	0	0	0.00	0	0.00
12	ACUB	0	0	0.00	0	0.00
13	PNB	0	0	0.00	0	0.00
14	Syndicate Bank	0	0	0.00	0	0.00
TOTAL		247	247	562.30	247	562.30

TRIPURA STATE

Agenda Item No.12

Bank wise position in implementation of KCC(Fishery)/SCC for F.Y.2016-17 as on 31.12.2016

(Amt. in Lakhs)

SI No	NAME OF THE BANK	Sponsored		Sanctioned		Disbursed		Rejected/ Returned	Pending
		No	Amt	No	Amt	No	Amt	No	No
1	AB								0
2	Andhra Bank								0
3	BOB								0
4	BOM								0
5	BOI								0
6	Canara Bank								0
7	CBI								0
8	IB	1	0.25	0	0.00	0	0.00	0	1
9	IDBI BANK								0
10	IOB								0
11	P&SB								0
12	PNB								0
13	SBI	8	5.91	4	4.93	4	3.65	0	4
14	SYNDICATE								0
15	UCO	5	3.13	1	0.34	1	0.34	1	3
16	UBI	36	33.88	14	10.30	14	7.60	18	4
17	Union Bank	1	0.50	0	0.00	0	0.00	0	1
18	VB								0
19	OBC								0
20	Corporation								0
A	Sub-Total PUBLIC sec Bank	51	43.67	19	15.57	19	11.59	19	13
21	AXIS BANK								0
22	ICICI								0
23	HDFC								0
24	SOUTH INDIAN BANK								0
25	INDUSIND								0
26	YES Bank								0
B	Sub Total PRIVATE Sec bank	0	0.00	0	0.00	0	0.00	0	0
27	TGB	69	57.90	21	15.55	21	12.10	25	23
C	Sub Total RRB	69	57.90	21	15.55	21	12.10	25	23
28	ACUB								0
29	TCARDB								0
30	TSCB	33	38.03	19	16.25	19	12.25	12	2
D	Sub-Total Coop. Bank	33	38.03	19	16.25	19	12.25	12	2
GRAND TOTAL		153	139.60	59	47.37	59	35.94	56	38

Agenda item No. 13

Grant of Educational loans/Housing loans/Specialized Schemes/DRI Outstanding Credit as on 31.12.2016

Achievement under DRI by Banks up to Dec' 2016:

(Rs.in lac)

Sl no	Name of the Bank	Sanctioned (16-17)		Outstanding as on 31.12.2016	
		No	Amount	No	Amount
1	UBI	9	0.94	593	72.46
2	SBI	3	0.70	611	110.48
3	Canara Bank	72	6.20	309	31.58
4	UCO bank	16	1.80	96	16.50
5	P & SB	3	0.45	3	0.28
6	CBI	0	0.00	259	104.15
7	IOB	1	0.25	1	0.20
	TOTAL	104	10.34	1872	335.65

Education Loan: The banks have been financing under Educational Loan Scheme since last 11-12 years as per directives of the Govt. of India and recommendations of High Level Committee on Lead Bank Scheme. The progress under the scheme covering disbursement and total credit exposure are now being reviewed regularly.

A report on progress made under Education Loan during the year 2016-17 up to Dec' 2016 is annexed; the summary position is as under:

Amt. Rs. In lac					
Balance outstanding as on 31.03.2016		Disbursement made during the year 2016-17 up to Dec' 2016.		Balance outstanding as on 31-12-2016	
A/c	Amount	A/c	Amount	A/c	Amount
3812	11427.26	251	554.46	3902	11385.59

A new Central Sector Scheme of Interest Subsidy on Educational Loan taken by Students belonging to economically weaker sections to pursue technical/professional education in India is operative in the entire country. The State Govt. is requested to please see that the deserving students get income certificate without any hazard.

The Bank wise Target and achievement of Education Loan for the financial year 2016-17 has been annexed.

Reports on progress made under **Housing Loan** and other **Specialized Schemes** during the year 2016-17 up to Dec' 2016 are annexed.

TRIPURA STATE

Agenda item No. 13

BANK-WISE PERFORMANCE UNDER EDUCATION LOAN FOR THE YEAR 2016-17, AS ON 31.12.2016

(Amt in Lacs.)

SL NO	BANKS	Proposals received	PROPOSAL SANCTIONED		PROPOSAL DISBURSED		No of cases pending	No of cases rejected	Outstanding as on 31.12.2016	
		No.	NO	Amt.	No.	Amt.	No.	No.	No.	Amt.
1	Allahabad Bank	0	0	0.00	0	0.00	0	0	35	73.80
2	Andhra Bank	0	0	0.00	0	0.00	0	0	0	0.00
3	Bank of Baroda	0	0	0.00	0	0.00	0	0	21	50.21
4	Bank of India	9	9	31.79	9	31.79	0	0	12	36.21
5	Bank of Maharashtra	0	0	0.00	0	0.00	0	0	0	0.00
6	Bharatiya Mahila Bank	2	2	9.00	2	3.86	0	0	11	17.30
7	Canara Bank	37	37	55.21	37	55.21	0	0	257	644.84
8	Central Bank of India	1	1	2.25	1	0.80	0	0	51	126.64
9	Corporation Bank	3	3	20.50	3	20.50	0	0	3	20.50
10	Dena Bank	0	0	0.00	0	0.00	0	0	0	0.00
11	Indian Bank	1	1	25.00	1	10.00	0	0	6	20.36
12	IDBI BANK	6	6	3.72	6	3.72	0	0	13	54.51
13	Indian Overseas Bank	0	0	0.00	0	0.00	0	0	7	16.15
14	Oriental Bank of Commerce	2	2	5.76	2	1.44	0	0	8	22.00
15	Punjab & Sind Bank	1	1	1.50	1	1.50	0	0	3	5.00
16	Punjab National Bank	2	2	2.76	2	1.24	0	0	39	86.32
17	State Bank of India	75	75	204.28	75	154.25	0	0	2129	6451.92
18	Syndicate Bank	1	0	0.00	0	0.00	1	0	56	130.98
19	Union Bank of India	6	6	85.53	6	82.35	0	0	37	93.08
20	United Bank of India	47	47	212.12	47	107.55	0	0	526	1509.86
21	UCO Bank	10	10	26.61	10	11.49	0	0	141	505.23
22	Vijaya Bank	4	4	7.06	4	3.09	0	0	18	28.56
A	Sub Total of Public Sec. Bank	207	206	693.09	206	488.79	1	0	3373	9893.47
23	AXIS BANK	0	0	0.00	0	0.00	0	0	3	17.80
24	Federal Bank	0	0	0.00	0	0.00	0	0	0	0.00
25	HDFC	0	0	0.00	0	0.00	0	0	8	14.62
26	ICICI	0	0	0.00	0	0.00	0	0	0	0.00
27	Indusind Bank	0	0	0.00	0	0.00	0	0	0	0.00
28	Kotak Mahindra Bank	0	0	0.00	0	0.00	0	0	0	0.00
29	SOUTH INDIAN BANK	0	0	0.00	0	0.00	0	0	0	0.00
30	YES Bank	0	0	0.00	0	0.00	0	0	0	0.00
B	Sub Total of Pvt. Sec. Bank	0	0	0.00	0	0.00	0	0	11	32.42
31	Tripura Gramin Bank	45	45	158.90	45	65.67	0	0	492	1390.91
C	Sub Total of RRB	45	45	158.90	45	65.67	0	0	492	1390.91
32	ACUB	0	0	0.00	0	0.00	0	0	0	0.00
33	TCARDB	0	0	0.00	0	0.00	0	0	0	0.00
34	TSCB	0	0	0.00	0	0.00	0	0	26	68.79
D	Sub Total of Coop.Banks	0	0	0.00	0	0.00	0	0	26	68.79
GRAND TOTAL		252	251	851.99	251	554.46	1	0	3902	11385.59

Tripura State

Agenda Item No-13

BANK-WISE PERFORMANCE IN FINANCING UNDER HOUSING SCHEME AS ON 31.12.2016

Amount in Lacs

Sl. No.	Name of the Banks	Urban		Semi-Urban		Rural		Total	
		No.	Amt.	No.	Amt.	No.	Amt.	No.	Amt.
1	2	3	4	5	6	7	8	9	10
1	Allahabad Bank	212	751.25	0	0.00	0	0.00	212	751.25
2	Andhra Bank	2	2.79	0	0.00	0	0.00	2	2.79
3	Bank of Baroda	12	153.90	0	0.00	3	9.00	15	162.90
4	Bank of India	75	401.97	29	240.90	14	161.08	118	803.95
5	Bank of Maharashtra	2	15.09	0	0.00	0	0.00	2	15.09
6	Canara Bank	96	918.20	52	512.62	10	84.90	158	1515.72
7	Central Bank of India	34	215.07	3	35.99	2	9.47	39	260.53
8	Corporation Bank	6	32.72	0	0.00	0	0.00	6	32.72
9	Indian Bank	51	304.29	0	0.00	0	0.00	51	304.29
10	IDBI BANK	27	186.61	14	54.07	21	120.51	62	361.19
11	Indian Overseas Bank	16	185.02	10	80.75	18	115.14	44	380.91
12	Oriental Bank of Commerce	6	35.69	0	0.00	0	0.00	6	35.69
13	Punjab & Sind Bank	29	118.43	0	0.00	5	43.96	34	162.39
14	Punjab National Bank	17	179.25	0	0.00	1	11.04	18	190.29
15	State Bank of India	3099	25132.00	1427	9347.00	712	2715.00	5238	37194.00
16	Syndicate Bank	22	369.15	11	44.02	0	0.00	33	413.17
17	Union Bank of India	110	1252.65	19	177.87	0	0.00	129	1430.52
18	United Bank of India	1056	13922.30	846	2311.41	640	1993.26	2542	18226.97
19	UCO Bank	273	2897.00	127	895.00	72	628.00	472	4420.00
20	Vijaya Bank	57	246.07	0	0.00	0	0.00	57	246.07
A	Sub-Total PUBLIC sec Bank	5202	47319.45	2538	13699.63	1498	5891.36	9238	66910.44
21	AXIS BANK	196	177.34	0	0.00	0	0.00	196	177.34
22	Federal Bank	0	0.00	0	0.00	0	0.00	0	0.00
23	HDFC	16	14.66	0	0.00	0	0.00	16	14.66
24	ICICI	2	21.00	0	0.00	0	0.00	2	21.00
25	Indusind Bank	0	0.00	0	0.00	0	0.00	0	0.00
26	Kotak Mahindra Bank Ltd	0	0.00	0	0.00	0	0.00	0	0.00
27	South Indian Bank	3	16.42	0	0.00	0	0.00	3	16.42
28	YES Bank	0	0.00	0	0.00	0	0.00	0	0.00
B	Sub Total Pvt. Sec Bank	217	229.42	0	0.00	0	0.00	217	229.42
29	TGB	2246	7093.00	8002	23776.00	10300	32478.00	20548	63347.00
C	Sub Total RRB	2246	7093.00	8002	23776.00	10300	32478.00	20548	63347.00
30	ACUB	76	489.55	1	13.40	0	0.00	77	502.95
31	TCARDB	0	0.00	0	0.00	0	0.00	0	0.00
32	TSCB	495	3366.00	287	1865.50	297	1784.05	1079	7015.55
D	Sub-Total Coop. Bank	571	3855.55	288	1878.90	297	1784.05	1156	7518.50
GRAND TOTAL		8236	58497.42	10828	39354.53	12095	40153.41	31159	138005.36

TRIPURA STATE

Agenda Item No- 13

BANK-WISE DETAILS OF SPECIALISED SCHEME AS ON 31.12.2016									
Amount in lakh									
SI. No.	BANKS	Finance to Tea Sector				Rural Housing Scheme			
		Total outstanding		New Loans granted Current year		Total outstanding		New loans granted Current Year	
		No.	Amount	No.	Amount	No.	Amount	No.	Amount
1	AB								
2	BOI								
3	CBI								
4	CB								
5	BOB					3		0	0.00
6	IB								
7	IOB								
8	P&SB					4	21.00	0	0.00
9	SBI	7	59.00	0	0.00	0	0.00	0	0.00
10	UCO								
11	UB	2	165.00	0	0.00	1	2.00	0	0
12	UBI	8	471.93	0	0.00	419	383.11	0	0.00
13	VB								
14	PNB								
15	TGB	1	8.91	0	0.00	121	276.87	0	0.00
16	TSCB	3	471.92	0	0.00	0	0	0	0.00
17	TCARDB								
18	SYNDICATE								
19	IDBI					17	73	0	0
TOTAL :		21	1176.76	0	0.00	565	755.98	0	0.00

SME financing & bottlenecks thereof, if any

Some of the problems that are being faced by the entrepreneurs of the State can be summarized as under:

- Reluctance of big industrial houses to set up their units in the northeast.
- Inadequate Research & Development facilities
- Inadequate level of computer based technology
- Limited spread of brand image
- Low productivity
- Inadequate infrastructure facilities
- Being a landlocked State transportation of products of the State to other part of the country is dependent on road connectivity only. Because of the distance, transportation cost is much higher in comparison to other States.

The summary of SWOT analysis of Industries in the State could be as under:

Strength : Abundance of natural resources and cheap labours. Political stability etc.

Weakness : Inadequate Research & Development facilities, lack of proper system of identification of viable projects and activities and marketing bottlenecks.

Opportunities: Cross border trading with Bangladesh and increasing domestic demand.

Threat : Relatively higher production cost and fast changes that are taking place in the economy.

The following measures suggested below may be considered for discussion with a view to combat the problems and to ameliorate the industrial situation in the State:

- To examine the issue of supply of power at a reasonable cost to entrepreneurs.
- To study the financial implication for compliance of pollution control norms.
- To promote the brand image of industries of the State.
- To create proper marketing and infrastructure facilities.
- To promote Research & Development activities for continuous development of product quality and cost efficiency to face competitions.

Particulars of Flow of credit to MSE sector has been shown in Agenda Item IV.

Timely submission of data by banks:

Timely submission of correct data by all banks/financial institutions is of prime importance for effective functioning of Lead Bank Scheme. Delayed submission of data comes in the way of timely holding of various meetings relating to Lead Bank Scheme. It also debars the convener bank/ lead bank to submit compiled data to RBI, NABARD and Central and State Governments on various items as and when asked for. All banks need to make a lot of improvement in this area. The issue has become more important in the context of RBI directives that SLBC meetings are to be held within 45 days of the end of the quarter.

All Banks were requested to submit data within 16.01.2017 for compilation of Agenda Notes for 120th SLBC Meeting. The date of submission by the concerned banks is tabulated as follows:-

Sl.	Bank	Date of Submission
1	ACUB	12.01.2017
2	Allahabad Bank	02.02.2017
3	Andhra Bank	06.01.2017
4	AXIS BANK	02.02.2017
5	Bandhan Bank	21.01.2017
6	Bank Of Borada	20.01.2017
7	Bank Of India	13.01.2017
8	Bank of Maharashtra	18.01.2017
9	Bharatiya Mahila Bank	13.01.2017
10	Canara bank	30.01.2017
11	Central Bank Of India	02.02.2017
12	Corporation Bank	13.01.2017
13	Dena Bank	13.01.2017
14	Federal Bank	12.01.2017
15	HDFC Bank	29.01.2017
16	ICICI	16.01.2017
17	IDBI Bank	02.02.2017
18	IDFC Bank	31.01.2017
19	Indian Bank	25.01.2017
20	Indian Overseas Bank	18.01.2017
21	IndusInd Bank	31.12.2017
22	Kotak Mahindra Bank Ltd.	11.01.2017
23	Oriental Bank Of comerce	13.01.2017
24	Punjab & Sind Bank	16.01.2017
25	Punjab National Bank	11.01.2017
26	South Indian Bank	31.01.2017
27	State Bank Of India	21.01.2017
28	Syndicate Bank	18.01.2017
29	TCARDB	13.01.2017
30	Tripura Gramin Bank	21.01.2017
31	Tripura State Co-op Bank	02.02.2017
32	UCO Bank	17.01.2017
33	Union Bank	17.01.2017
34	United Bank Of India	15.01.2017
35	Vijaya Bank	02.02.2017
36	Yes Bank	25.01.2017

FINANCIAL LITERACY/ AWARENESS CAMP ORGANISED BY THE RURAL BRANCHES OF BANKS 2016-17						
FOR THE QUARTER ENDED DEC '2016						
TRIPURA STATE						
Sl.	District	Block	Name of Bank	Name of Branch	Month	Held On
1	Dhalai	Manu	Bank of India	Dhumachherra	Oct'2016	07.10.2016
2	Dhalai	Salema	Bandhan Bank	Singinala	Oct'2016	13.10.2016
3	Dhalai	Durgachoumohani	Indian Bank	Durgachoumohani	Oct'2016	17.10.2016
4	Dhalai	Manu	SBI	Kanchancherra	Oct'2016	18.10.2016
5	Dhalai	Ambassa	TGB	Ambassa	Oct'2016	25.10.2016
6	Dhalai	Ambassa	TGB	Jawharnagar	Oct'2016	06.10.2016
7	Dhalai	Ambassa	TGB	Kachuchara	Oct'2016	20.10.2016
8	Dhalai	Ambassa	TGB	Kulai	Oct'2016	19.10.2016
9	Dhalai	Salema	TGB	Kamalpur	Oct'2016	13.10.2016
10	Dhalai	Manu	TGB	Manu	Oct'2016	04.10.2016
11	Dhalai	Manu	TGB	Nalkata (82 Miles)	Oct'2016	17.10.2016
12	Dhalai	Chaumanu	TGB	Chailengta	Oct'2016	18.10.2016
13	Dhalai	Damburnagar	TGB	Gandachherra	Oct'2016	26.10.2016
14	Dhalai	Damburnagar	TGB	Ganganagar	Oct'2016	28.10.2016
15	Dhalai	Durgachoumohani	TGB	Bamancherra	Oct'2016	03.10.2016
16	Dhalai	Chaumanu	TGB	Chaumanu	Oct'2016	05.10.2016
17	Dhalai	Salema	TGB	Abhanga	Oct'2016	24.10.2016
18	Dhalai	Chaumanu	TSCB	Choumanu	Oct'2016	14.10.2016
19	Dhalai	Chaumanu	TSCB	Chailengta	Oct'2016	18.10.2016
20	Dhalai	Damburnagar	TSCB	Gandachherra	Oct'2016	19.10.2016
21	Dhalai	Salema	TSCB	Moracherra	Oct'2016	07.10.2016
22	Dhalai	Ambassa	TSCB	Jawaharnagar	Oct'2016	06.10.2016
23	Dhalai	Ambassa	UBI	Sikaribari	Oct'2016	27.10.2016
24	Dhalai	Salema	UBI	Halhali	Oct'2016	21.10.2016
25	Dhalai	Salema	UBI	Kamalpur	Oct'2016	13.10.2016
26	Dhalai	Manu	UBI	Manu	Oct'2016	14.10.2016
27	Dhalai	Manu	UBI	Choumanu	Oct'2016	05.10.2016
28	Dhalai	Manu	UBI	Machli	Oct'2016	20.10.2016
29	Dhalai	Chaumanu	UBI	Chailengta	Oct'2016	01.10.2016
30	Dhalai	Damburnagar	UCO Bank	Gandachherra	Oct'2016	13.10.2016
31	Dhalai	Damburnagar	UCO Bank	Raishyabari	Oct'2016	19.10.2016
32	Dhalai	Manu	Bank of India	Dhumachherra	Nov'2016	08.11.2016
33	Dhalai	Salema	Bandhan Bank	Singinala	Nov'2016	10.11.2016
34	Dhalai	Durgachoumohani	Indian Bank	Durgachoumohani	Nov'2016	23.11.2016
35	Dhalai	Manu	SBI	Kanchancherra	Nov'2016	16.11.2016
36	Dhalai	Ambassa	TGB	Ambassa	Nov'2016	14.11.2016
37	Dhalai	Ambassa	TGB	Jawharnagar	Nov'2016	10.11.2016
38	Dhalai	Ambassa	TGB	Kachuchara	Nov'2016	08.11.2016
39	Dhalai	Ambassa	TGB	Kulai	Nov'2016	04.11.2016
40	Dhalai	Salema	TGB	Kamalpur	Nov'2016	15.11.2016
41	Dhalai	Manu	TGB	Manu	Nov'2016	17.11.2016
42	Dhalai	Chaumanu	TGB	Chailengta	Nov'2016	21.11.2016
43	Dhalai	Damburnagar	TGB	Gandachherra	Nov'2016	22.11.2016
44	Dhalai	Damburnagar	TGB	Ganganagar	Nov'2016	25.11.2016
45	Dhalai	Durgachoumohani	TGB	Bamancherra	Nov'2016	28.11.2016
46	Dhalai	Chaumanu	TGB	Chaumanu	Nov'2016	29.11.2016
47	Dhalai	Salema	TGB	Abhanga	Nov'2016	02.11.2016
48	Dhalai	Chaumanu	TSCB	Chailengta	Nov'2016	24.11.2016
49	Dhalai	Damburnagar	TSCB	Gandachherra	Nov'2016	10.11.2016
50	Dhalai	Salema	TSCB	Moracherra	Nov'2016	18.11.2016
51	Dhalai	Ambassa	TSCB	Jawaharnagar	Nov'2016	11.11.2016
52	Dhalai	Ambassa	UBI	Sikaribari	Nov'2016	21.11.2016
53	Dhalai	Salema	UBI	Halhali	Nov'2016	15.11.2016
54	Dhalai	Salema	UBI	Kamalpur	Nov'2016	01.11.2016
55	Dhalai	Manu	UBI	Manu	Nov'2016	15.11.2016
56	Dhalai	Manu	UBI	Machli	Nov'2016	24.11.2016
57	Dhalai	Chaumanu	UBI	Chailengta	Nov'2016	28.11.2016
58	Dhalai	Damburnagar	UCO Bank	Gandachherra	Nov'2016	19.11.2016
59	Dhalai	Damburnagar	UCO Bank	Raishyabari	Nov'2016	21.11.2016
60	Dhalai	Manu	Bank of India	Dhumachherra	Dec'2016	03.12.2016
61	Dhalai	Salema	Bandhan Bank	Singinala	Dec'2016	07.12.2016
62	Dhalai	Durgachoumohani	Indian Bank	Durgachoumohani	Dec'2016	09.12.2016
63	Dhalai	Manu	SBI	Kanchancherra	Dec'2016	13.12.2016
64	Dhalai	Ambassa	TGB	Ambassa	Dec'2016	15.12.2016
65	Dhalai	Ambassa	TGB	Jawharnagar	Dec'2016	06.12.2016
66	Dhalai	Ambassa	TGB	Kachuchara	Dec'2016	12.12.2016
67	Dhalai	Ambassa	TGB	Kulai	Dec'2016	29.12.2016
68	Dhalai	Salema	TGB	Kamalpur	Dec'2016	30.12.2016
69	Dhalai	Manu	TGB	Manu	Dec'2016	17.12.2016
70	Dhalai	Chaumanu	TGB	Chailengta	Dec'2016	13.12.2016

Sl.	District	Block	Name of Bank	Name of Branch	Month	Held On
71	Dhalai	Damburnagar	TGB	Gandachherra	Dec'2016	09.12.2016
72	Dhalai	Damburnagar	TGB	Ganganagar	Dec'2016	05.12.2016
73	Dhalai	Durgachoumohani	TGB	Bamancherra	Dec'2016	28.12.2016
74	Dhalai	Chaumanu	TGB	Chaumanu	Dec'2016	14.12.2016
75	Dhalai	Salema	TGB	Abhanga	Dec'2016	06.12.2016
76	Dhalai	Chaumanu	TSCB	Choumanu	Dec'2016	17.12.2016
77	Dhalai	Chaumanu	TSCB	Chailengta	Dec'2016	16.12.2016
78	Dhalai	Damburnagar	TSCB	Gandachherra	Dec'2016	13.12.2016
79	Dhalai	Ambassa	TSCB	Jawaharnagar	Dec'2016	05.12.2016
80	Dhalai	Ambassa	UBI	Sikaribari	Dec'2016	08.12.2016
81	Dhalai	Salema	UBI	Halhali	Dec'2016	05.12.2016
82	Dhalai	Salema	UBI	Kamalpur	Dec'2016	03.12.2016
83	Dhalai	Manu	UBI	Manu	Dec'2016	20.12.2016
84	Dhalai	Manu	UBI	Choumanu	Dec'2016	22.12.2016
85	Dhalai	Manu	UBI	Machli	Dec'2016	26.12.2016
86	Dhalai	Damburnagar	UCO Bank	Gandachherra	Dec'2016	07.12.2016
87	Dhalai	Damburnagar	UCO Bank	Raishyabari	Dec'2016	17.12.2016
88	Gomati	Kakraban	Bank of Baroda	Mirza	Oct'2016	01.10.2016
89	Gomati	Kakraban	Bank of India	Palatana	Oct'2016	03.10.2016
90	Gomati	Tepania	Bharatiya Mahila Bank(BMB)	Gokulpur	Oct'2016	04.10.2016
91	Gomati	Amarpur	Canara Bank	Dalak	Oct'2016	05.10.2016
92	Gomati	Ompi	IDBI	Ompinagar	Oct'2016	05.10.2016
93	Gomati	Silachhari	IDBI	Ailmara	Oct'2016	06.10.2016
94	Gomati	Killa	IDBI	Killa	Oct'2016	06.10.2016
95	Gomati	Matabari	SBI	Garjee	Oct'2016	07.10.2016
96	Gomati	Kakraban	SBI	Palatana	Oct'2016	07.10.2016
97	Gomati	Matabari	TGB	Gokulpur	Oct'2016	13.10.2016
98	Gomati	Matabari	TGB	Maharani	Oct'2016	13.10.2016
99	Gomati	Matabari	TGB	Garjee	Oct'2016	13.10.2016
100	Gomati	Matabari	TGB	Bagma	Oct'2016	13.10.2016
101	Gomati	Killa	TGB	Killa	Oct'2016	14.10.2016
102	Gomati	Killa	TGB	Atharabhola	Oct'2016	14.10.2016
103	Gomati	Kakraban	TGB	Kakraban	Oct'2016	17.10.2016
104	Gomati	Kakraban	TGB	Tulamura	Oct'2016	17.10.2016
105	Gomati	Kakraban	TGB	Jamjuri	Oct'2016	18.10.2016
106	Gomati	Ompi	TGB	Ompinagar	Oct'2016	18.10.2016
107	Gomati	Ompi	TGB	Taidu	Oct'2016	18.10.2016
108	Gomati	Karbook	TGB	Karbook	Oct'2016	19.10.2016
109	Gomati	Silachhari	TGB	Silachhari	Oct'2016	19.10.2016
110	Gomati	Karbook	TGB	Chellagang	Oct'2016	19.10.2016
111	Gomati	Kakraban	TGB	Gangacherra	Oct'2016	20.10.2016
112	Gomati	Killa	TSCB	Killa	Oct'2016	20.10.2016
113	Gomati	Kakraban	TSCB	Salgarah	Oct'2016	21.10.2016
114	Gomati	Amarpur	TSCB	Nutanbazar	Oct'2016	24.10.2016
115	Gomati	Karbook	TSCB	Karbook	Oct'2016	25.10.2016
116	Gomati	Kakraban	TSCB	Mirza	Oct'2016	26.10.2016
117	Gomati	Kakraban	UBI	Karbook(Kakraban)	Oct'2016	27.10.2016
118	Gomati	Kakraban	UBI	Salgarah	Oct'2016	28.10.2016
119	Gomati	Amarpur	UBI	Nutanbazar	Oct'2016	20.10.2016
120	Gomati	Karbook	UBI	Jatanbari	Oct'2016	17.10.2016
121	Gomati	Kakraban	Bank of Baroda	Mirza	Nov'2016	23.11.2016
122	Gomati	Kakraban	Bank of India	Palatana	Nov'2016	16.11.2016
123	Gomati	Tepania	Bharatiya Mahila Bank(BMB)	Gokulpur	Nov'2016	14.11.2016
124	Gomati	Amarpur	Canara Bank	Dalak	Nov'2016	10.11.2016
125	Gomati	Ompi	IDBI	Ompinagar	Nov'2016	08.11.2016
126	Gomati	Silachhari	IDBI	Ailmara	Nov'2016	04.11.2016
127	Gomati	Killa	IDBI	Killa	Nov'2016	15.11.2016
128	Gomati	Matabari	SBI	Garjee	Nov'2016	17.11.2016
129	Gomati	Kakraban	SBI	Palatana	Nov'2016	21.11.2016
130	Gomati	Matabari	TGB	Gokulpur	Nov'2016	22.11.2016
131	Gomati	Matabari	TGB	Maharani	Nov'2016	25.11.2016
132	Gomati	Matabari	TGB	Garjee	Nov'2016	28.11.2016
133	Gomati	Matabari	TGB	Bagma	Nov'2016	29.11.2016
134	Gomati	Killa	TGB	Killa	Nov'2016	02.11.2016
135	Gomati	Killa	TGB	Atharabhola	Nov'2016	24.11.2016
136	Gomati	Kakraban	TGB	Kakraban	Nov'2016	10.11.2016
137	Gomati	Kakraban	TGB	Jamjuri	Nov'2016	18.11.2016
138	Gomati	Ompi	TGB	Ompinagar	Nov'2016	11.11.2016
139	Gomati	Ompi	TGB	Taidu	Nov'2016	21.11.2016

Sl.	District	Block	Name of Bank	Name of Branch	Month	Held On
140	Gomati	Karbook	TGB	Karbook	Nov'2016	01.11.2016
141	Gomati	Silachhari	TGB	Silachhari	Nov'2016	15.11.2016
142	Gomati	Karbook	TGB	Chellagang	Nov'2016	24.11.2016
143	Gomati	Kakraban	TGB	Gangacherra	Nov'2016	02.11.2016
144	Gomati	Killa	TSCB	Killa	Nov'2016	24.11.2016
145	Gomati	Kakraban	TSCB	Salgarah	Nov'2016	08.11.2016
146	Gomati	Amarpur	TSCB	Nutanbazar	Nov'2016	04.11.2016
147	Gomati	Kakraban	TSCB	Mirza	Nov'2016	15.11.2016
148	Gomati	Kakraban	UBI	Karbook(Kakraban)	Nov'2016	17.11.2016
149	Gomati	Kakraban	UBI	Salgarah	Nov'2016	14.11.2016
150	Gomati	Amarpur	UBI	Nutanbazar	Nov'2016	10.11.2016
151	Gomati	Karbook	UBI	Jatanbari	Nov'2016	08.11.2016
152	Gomati	Kakraban	Bank of India	Palatana	Dec'2016	07.12.2016
153	Gomati	Tepania	Bharatiya Mahila Bank(BMB)	Gokulpur	Dec'2016	09.12.2016
154	Gomati	Amarpur	Canara Bank	Dalak	Dec'2016	13.12.2016
155	Gomati	Ompi	IDBI	Ompinagar	Dec'2016	15.12.2016
156	Gomati	Silachhari	IDBI	Ailmara	Dec'2016	06.12.2016
157	Gomati	Killa	IDBI	Killa	Dec'2016	12.12.2016
158	Gomati	Matabari	SBI	Garjee	Dec'2016	29.12.2016
159	Gomati	Matabari	TGB	Gokulpur	Dec'2016	30.12.2016
160	Gomati	Matabari	TGB	Maharani	Dec'2016	17.12.2016
161	Gomati	Matabari	TGB	Garjee	Dec'2016	13.12.2016
162	Gomati	Matabari	TGB	Bagma	Dec'2016	08.12.2016
163	Gomati	Killa	TGB	Killa	Dec'2016	14.12.2016
164	Gomati	Killa	TGB	Atharabhola	Dec'2016	15.12.2016
165	Gomati	Kakraban	TGB	Kakraban	Dec'2016	13.12.2016
166	Gomati	Kakraban	TGB	Tulamura	Dec'2016	17.12.2016
167	Gomati	Kakraban	TGB	Jamjuri	Dec'2016	29.12.2016
168	Gomati	Ompi	TGB	Ompinagar	Dec'2016	28.12.2016
169	Gomati	Ompi	TGB	Taidu	Dec'2016	16.12.2016
170	Gomati	Karbook	TGB	Karbook	Dec'2016	13.12.2016
171	Gomati	Karbook	TGB	Chellagang	Dec'2016	19.12.2016
172	Gomati	Kakraban	TGB	Gangacherra	Dec'2016	28.12.2016
173	Gomati	Killa	TSCB	Killa	Dec'2016	17.12.2016
174	Gomati	Kakraban	TSCB	Salgarah	Dec'2016	21.12.2016
175	Gomati	Amarpur	TSCB	Nutanbazar	Dec'2016	22.12.2016
176	Gomati	Karbook	TSCB	Karbook	Dec'2016	20.12.2016
177	Gomati	Kakraban	TSCB	Mirza	Dec'2016	16.12.2016
178	Gomati	Kakraban	UBI	Karbook(Kakraban)	Dec'2016	14.12.2016
179	Gomati	Amarpur	UBI	Nutanbazar	Dec'2016	15.12.2016
180	Gomati	Karbook	UBI	Jatanbari	Dec'2016	09.12.2016
181	Khowai	Teliamura	Bandhan Bank	Tuichindrai	Oct'2016	01.10.2016
182	Khowai	Padmabil	Bandhan Bank	Ramchandraghat	Oct'2016	19.10.2016
183	Khowai	Padmabil	Allahabad Bank	Chebri	Oct'2016	19.10.2016
184	Khowai	Teliamura	ICICI	Teliamura	Oct'2016	19.10.2016
185	Khowai	Teliamura	SBI	Teliamura	Oct'2016	18.10.2016
186	Khowai	Khowai	TGB	Chebri	Oct'2016	18.10.2016
187	Khowai	Teliamura	TGB	Moharcharra	Oct'2016	18.10.2016
188	Khowai	Padmabil	TGB	Ampura	Oct'2016	17.10.2016
189	Khowai	Padmabil	TGB	Padmabil	Oct'2016	17.10.2016
190	Khowai	Kalyanpur	TGB	Kalyanpur	Oct'2016	14.10.2016
191	Khowai	Mungiakami	TGB	Mungiakami	Oct'2016	14.10.2016
192	Khowai	Tulasikhar	TGB	Champahaur	Oct'2016	13.10.2016
193	Khowai	Tulasikhar	TGB	R S Bari	Oct'2016	13.10.2016
194	Khowai	Padmabil	TGB	Hathkata	Oct'2016	13.10.2016
195	Khowai	Teliamura	TSCB	Teliamura	Oct'2016	13.10.2016
196	Khowai	Teliamura	TSCB	Tuichindrai	Oct'2016	07.10.2016
197	Khowai	Padmabil	TSCB	Padmabil	Oct'2016	07.10.2016
198	Khowai	Tulasikhar	TSCB	Tulasikhar	Oct'2016	06.10.2016
199	Khowai	Khowai	UBI	Bachaibari	Oct'2016	06.10.2016
200	Khowai	Teliamura	UBI	Maharanipur	Oct'2016	05.10.2016
201	Khowai	Teliamura	UBI	Teliamura	Oct'2016	05.10.2016
202	Khowai	Teliamura	Uco Bank	Baganbazar	Oct'2016	04.10.2016
203	Khowai	Kalyanpur	Uco Bank	Kalyanpur	Oct'2016	03.10.2016
204	Khowai	Teliamura	Bandhan Bank	Tuichindrai	Nov'2016	17.11.2016
205	Khowai	Padmabil	Bandhan Bank	Ramchandraghat	Nov'2016	21.11.2016
206	Khowai	Padmabil	Allahabad Bank	Chebri	Nov'2016	22.11.2016
207	Khowai	Teliamura	ICICI	Teliamura	Nov'2016	25.11.2016
208	Khowai	Teliamura	SBI	Teliamura	Nov'2016	28.11.2016

Sl.	District	Block	Name of Bank	Name of Branch	Month	Held On
209	Khowai	Khowai	TGB	Chebri	Nov'2016	01.11.2016
210	Khowai	Teliamura	TGB	Moharcharra	Nov'2016	15.11.2016
211	Khowai	Padmabil	TGB	Ampura	Nov'2016	24.11.2016
212	Khowai	Padmabil	TGB	Padmabil	Nov'2016	02.11.2016
213	Khowai	Kalyanpur	TGB	Kalyanpur	Nov'2016	24.11.2016
214	Khowai	Mungiakami	TGB	Mungiakami	Nov'2016	08.11.2016
215	Khowai	Tulasikhar	TGB	Champahaur	Nov'2016	04.11.2016
216	Khowai	Tulasikhar	TGB	R S Bari	Nov'2016	15.11.2016
217	Khowai	Padmabil	TGB	Hathkata	Nov'2016	17.11.2016
218	Khowai	Teliamura	TSCB	Tuichindrai	Nov'2016	14.11.2016
219	Khowai	Padmabil	TSCB	Padmabil	Nov'2016	10.11.2016
220	Khowai	Tulasikhar	TSCB	Tulasikhar	Nov'2016	08.11.2016
221	Khowai	Khowai	UBI	Bachaibari	Nov'2016	04.11.2016
222	Khowai	Teliamura	UBI	Maharanipur	Nov'2016	15.11.2016
223	Khowai	Teliamura	Uco Bank	Baganbazar	Nov'2016	17.11.2016
224	Khowai	Kalyanpur	Uco Bank	Kalyanpur	Nov'2016	21.11.2016
225	Khowai	Teliamura	Bandhan Bank	Tuichindrai	Dec'2016	06.12.2016
226	Khowai	Padmabil	Bandhan Bank	Ramchandraghat	Dec'2016	12.12.2016
227	Khowai	Padmabil	Allahabad Bank	Chebri	Dec'2016	29.12.2016
228	Khowai	Teliamura	ICICI	Teliamura	Dec'2016	30.12.2016
229	Khowai	Teliamura	SBI	Teliamura	Dec'2016	17.12.2016
230	Khowai	Khowai	TGB	Chebri	Dec'2016	13.12.2016
231	Khowai	Padmabil	TGB	Ampura	Dec'2016	08.12.2016
232	Khowai	Padmabil	TGB	Padmabil	Dec'2016	14.12.2016
233	Khowai	Kalyanpur	TGB	Kalyanpur	Dec'2016	15.12.2016
234	Khowai	Mungiakami	TGB	Mungiakami	Dec'2016	13.12.2016
235	Khowai	Tulasikhar	TGB	Champahaur	Dec'2016	17.12.2016
236	Khowai	Tulasikhar	TGB	R S Bari	Dec'2016	29.12.2016
237	Khowai	Teliamura	TSCB	Teliamura	Dec'2016	28.12.2016
238	Khowai	Teliamura	TSCB	Tuichindrai	Dec'2016	13.12.2016
239	Khowai	Padmabil	TSCB	Padmabil	Dec'2016	19.12.2016
240	Khowai	Khowai	UBI	Bachaibari	Dec'2016	28.12.2016
241	Khowai	Teliamura	UBI	Maharanipur	Dec'2016	17.12.2016
242	Khowai	Teliamura	UBI	Teliamura	Dec'2016	21.12.2016
243	Khowai	Teliamura	Uco Bank	Baganbazar	Dec'2016	22.12.2016
244	Khowai	Kalyanpur	Uco Bank	Kalyanpur	Dec'2016	20.12.2016
245	North Tripura	Kadamtala	Bandhan Bank	Fulbari Branch	Oct'2016	01.10.2016
246	North Tripura	Kadamtala	SBI	Churaibari	Oct'2016	28.10.2016
247	North Tripura	Dasda	SBI	Anandabazar	Oct'2016	27.10.2016
248	North Tripura	Panisagar	SBI	Uptakhali	Oct'2016	26.10.2016
249	North Tripura	Jubaraj nagar	SBI	Ganganagar	Oct'2016	25.10.2016
250	North Tripura	Jubaraj nagar	SBI	Baghbas	Oct'2016	24.10.2016
251	North Tripura	Dasda	SBI	Kanchanpur	Oct'2016	21.10.2016
252	North Tripura	Panisagar	SBI	Panisagar	Oct'2016	20.10.2016
253	North Tripura	Dasda	Syndicate bank	Laljuri	Oct'2016	20.10.2016
254	North Tripura	Kadamtala	Syndicate bank	Kadamtala	Oct'2016	20.10.2016
255	North Tripura	Kadamtala	TGB	Rajbari	Oct'2016	19.10.2016
256	North Tripura	Kadamtala	TGB	Kadamtala	Oct'2016	19.10.2016
257	North Tripura	Kadamtala	TGB	Bhagyapur	Oct'2016	19.10.2016
258	North Tripura	Kadamtala	TGB	Sanicherra	Oct'2016	18.10.2016
259	North Tripura	Dasda	TGB	Dasda	Oct'2016	18.10.2016
260	North Tripura	Panisagar	TGB	Jalebassa	Oct'2016	18.10.2016
261	North Tripura	Panisagar	TGB	Tilthai	Oct'2016	17.10.2016
262	North Tripura	Damcherra	TGB	Damcherra	Oct'2016	17.10.2016
263	North Tripura	Damcherra	TGB	Khedaccherra	Oct'2016	17.10.2016
264	North Tripura	Jampui Hill	TGB	Hmunpui	Oct'2016	14.10.2016
265	North Tripura	Kadamtala	TGB	Hurua	Oct'2016	14.10.2016
266	North Tripura	Dasda	TSCB	Kanchanpur	Oct'2016	13.10.2016
267	North Tripura	Panisagar	TSCB	Panisagar	Oct'2016	13.10.2016
268	North Tripura	Dasda	UBI	Kanchanpur	Oct'2016	13.10.2016
269	North Tripura	Damcherra	UBI	Damcherra	Oct'2016	13.10.2016
270	North Tripura	Jampui Hill	UBI	Vangmun	Oct'2016	07.10.2016
271	North Tripura	Panisagar	UBI	Panisagar	Oct'2016	07.10.2016
272	North Tripura	Kadamtala	UCO Bank	Chandrapur	Oct'2016	06.10.2016
273	North Tripura	Kadamtala	Bandhan Bank	Fulbari Branch	Nov'2016	08.11.2016
274	North Tripura	Kadamtala	SBI	Churaibari	Nov'2016	04.11.2016
275	North Tripura	Dasda	SBI	Anandabazar	Nov'2016	15.11.2016
276	North Tripura	Panisagar	SBI	Uptakhali	Nov'2016	17.11.2016
277	North Tripura	Jubaraj nagar	SBI	Ganganagar	Nov'2016	21.11.2016
278	North Tripura	Jubaraj nagar	SBI	Baghbas	Nov'2016	14.11.2016

Sl.	District	Block	Name of Bank	Name of Branch	Month	Held On
279	North Tripura	Dasda	SBI	Kanchanpur	Nov'2016	23.11.2016
280	North Tripura	Panisagar	SBI	Panisagar	Nov'2016	16.11.2016
281	North Tripura	Kadamtala	Syndicate bank	Kadamtala	Nov'2016	14.11.2016
282	North Tripura	Kadamtala	TGB	Rajbari	Nov'2016	10.11.2016
283	North Tripura	Kadamtala	TGB	Kadamtala	Nov'2016	08.11.2016
284	North Tripura	Kadamtala	TGB	Bhagyapur	Nov'2016	04.11.2016
285	North Tripura	Kadamtala	TGB	Sanicherra	Nov'2016	15.11.2016
286	North Tripura	Dasda	TGB	Dasda	Nov'2016	17.11.2016
287	North Tripura	Panisagar	TGB	Tilthai	Nov'2016	21.11.2016
288	North Tripura	Damcherra	TGB	Damcherra	Nov'2016	22.11.2016
289	North Tripura	Damcherra	TGB	Khedaccherra	Nov'2016	25.11.2016
290	North Tripura	Jampui Hill	TGB	Hmunpui	Nov'2016	28.11.2016
291	North Tripura	Kadamtala	TGB	Hurua	Nov'2016	29.11.2016
292	North Tripura	Dasda	TSCB	Kanchanpur	Nov'2016	02.11.2016
293	North Tripura	Panisagar	TSCB	Panisagar	Nov'2016	24.11.2016
294	North Tripura	Dasda	UBI	Kanchanpur	Nov'2016	10.11.2016
295	North Tripura	Jampui Hill	UBI	Vanghmun	Nov'2016	18.11.2016
296	North Tripura	Panisagar	UBI	Panisagar	Nov'2016	11.11.2016
297	North Tripura	Kadamtala	UCO Bank	Chandrapur	Nov'2016	21.11.2016
298	North Tripura	Kadamtala	Bandhan Bank	Fulbari Branch	Dec'2016	15.12.2016
299	North Tripura	Kadamtala	SBI	Churaibari	Dec'2016	06.12.2016
300	North Tripura	Panisagar	SBI	Uptakhali	Dec'2016	12.12.2016
301	North Tripura	Jubarajnagar	SBI	Ganganagar	Dec'2016	29.12.2016
302	North Tripura	Jubarajnagar	SBI	Baghbasa	Dec'2016	30.12.2016
303	North Tripura	Dasda	SBI	Kanchanpur	Dec'2016	17.12.2016
304	North Tripura	Panisagar	SBI	Panisagar	Dec'2016	13.12.2016
305	North Tripura	Dasda	Syndicate bank	Laljuri	Dec'2016	09.12.2016
306	North Tripura	Kadamtala	Syndicate bank	Kadamtala	Dec'2016	05.12.2016
307	North Tripura	Kadamtala	TGB	Kadamtala	Dec'2016	28.12.2016
308	North Tripura	Kadamtala	TGB	Bhagyapur	Dec'2016	14.12.2016
309	North Tripura	Kadamtala	TGB	Sanicherra	Dec'2016	16.12.2016
310	North Tripura	Dasda	TGB	Dasda	Dec'2016	13.12.2016
311	North Tripura	Panisagar	TGB	Jalebassa	Dec'2016	05.12.2016
312	North Tripura	Panisagar	TGB	Tilthai	Dec'2016	08.12.2016
313	North Tripura	Damcherra	TGB	Damcherra	Dec'2016	05.12.2016
314	North Tripura	Damcherra	TGB	Khedaccherra	Dec'2016	03.12.2016
315	North Tripura	Jampui Hill	TGB	Hmunpui	Dec'2016	20.12.2016
316	North Tripura	Dasda	TSCB	Kanchanpur	Dec'2016	03.12.2016
317	North Tripura	Panisagar	TSCB	Panisagar	Dec'2016	07.12.2016
318	North Tripura	Dasda	UBI	Kanchanpur	Dec'2016	09.12.2016
319	North Tripura	Damcherra	UBI	Damcherra	Dec'2016	13.12.2016
320	North Tripura	Jampui Hill	UBI	Vanghmun	Dec'2016	26.12.2016
321	North Tripura	Panisagar	UBI	Panisagar	Dec'2016	07.12.2016
322	North Tripura	Kadamtala	UCO Bank	Chandrapur	Dec'2016	17.12.2016
323	Sepahijala	Bishalgarh	Bandhan Bank	Gokulnagar	Oct'2016	19.10.2016
324	Sepahijala	Kathalia	Bandhan Bank	Baspukur	Oct'2016	19.10.2016
325	Sepahijala	Bishalgarh	Bank of India	Gokulnagar	Oct'2016	18.10.2016
326	Sepahijala	Jampuijala	Punjab & Sind Bank	Gabordi	Oct'2016	18.10.2016
327	Sepahijala	Melaghar	Punjab National Bank	Jumerdhepa	Oct'2016	18.10.2016
328	Sepahijala	Bishalgarh	SBI	Bishramganj	Oct'2016	17.10.2016
329	Sepahijala	Boxanagar	SBI	Matinagar	Oct'2016	17.10.2016
330	Sepahijala	Melaghar	SBI	Melaghar	Oct'2016	17.10.2016
331	Sepahijala	Charilam	Syndicate Bank	Bishramganj	Oct'2016	14.10.2016
332	Sepahijala	Bishalgarh	TGB	Bishramganj	Oct'2016	14.10.2016
333	Sepahijala	Bishalgarh	TGB	Lalsinghmura	Oct'2016	13.10.2016
334	Sepahijala	Bishalgarh	TGB	Madhupur	Oct'2016	13.10.2016
335	Sepahijala	Boxanagar	TGB	Boxanagar	Oct'2016	13.10.2016
336	Sepahijala	Boxanagar	TGB	Veluarchar	Oct'2016	13.10.2016
337	Sepahijala	Melaghar	TGB	Durlavnarayan	Oct'2016	07.10.2016
338	Sepahijala	Melaghar	TGB	Nalchar	Oct'2016	07.10.2016
339	Sepahijala	Jampuijala	TGB	Golaghati	Oct'2016	26.10.2016
340	Sepahijala	Jampuijala	TGB	Jampuijala	Oct'2016	25.10.2016
341	Sepahijala	Kathalia	TGB	Dhanpur	Oct'2016	24.10.2016
342	Sepahijala	Kathalia	TGB	Manai Pathar	Oct'2016	21.10.2016
343	Sepahijala	Kathalia	TGB	Kathalia	Oct'2016	20.10.2016
344	Sepahijala	Bishalgarh	TSCB	Charilam	Oct'2016	20.10.2016
345	Sepahijala	Jampuijala	TSCB	Takarjala	Oct'2016	20.10.2016
346	Sepahijala	Jampuijala	TSCB	Jampuijala	Oct'2016	19.10.2016
347	Sepahijala	Kathalia	TSCB	Kathalia	Oct'2016	06.10.2016

Sl.	District	Block	Name of Bank	Name of Branch	Month	Held On
348	Sepahijala	Nalchhar	TSCB	Nalchhar	Oct'2016	01.10.2016
349	Sepahijala	Bishalgarh	UCO Bank	Bishalgarh	Oct'2016	28.10.2016
350	Sepahijala	Bishalgarh	UCO Bank	Bishramganj	Oct'2016	27.10.2016
351	Sepahijala	Bishalgarh	UBI	Chakmaghat	Oct'2016	06.10.2016
352	Sepahijala	Boxanagar	UBI	Boxanagar	Oct'2016	05.10.2016
353	Sepahijala	Melaghar	UBI	Melaghar	Oct'2016	05.10.2016
354	Sepahijala	Melaghar	UBI	Mohanbhog	Oct'2016	04.10.2016
355	Sepahijala	Bishalgarh	Bandhan Bank	Gokulnagar	Nov'2016	08.11.2016
356	Sepahijala	Kathalia	Bandhan Bank	Baspukur	Nov'2016	10.11.2016
357	Sepahijala	Bishalgarh	Bank of India	Gokulnagar	Nov'2016	23.11.2016
358	Sepahijala	Jampuijala	Punjab & Sind Bank	Gabordi	Nov'2016	16.11.2016
359	Sepahijala	Melaghar	Punjab National Bank	Jumerdhepa	Nov'2016	14.11.2016
360	Sepahijala	Bishalgarh	SBI	Bishramganj	Nov'2016	10.11.2016
361	Sepahijala	Boxanagar	SBI	Matinagar	Nov'2016	08.11.2016
362	Sepahijala	Melaghar	SBI	Melaghar	Nov'2016	04.11.2016
363	Sepahijala	Charilam	Syndicate Bank	Bishramganj	Nov'2016	15.11.2016
364	Sepahijala	Bishalgarh	TGB	Bishramganj	Nov'2016	17.11.2016
365	Sepahijala	Bishalgarh	TGB	Madhupur	Nov'2016	21.11.2016
366	Sepahijala	Boxanagar	TGB	Boxanagar	Nov'2016	22.11.2016
367	Sepahijala	Boxanagar	TGB	Veluarchar	Nov'2016	25.11.2016
368	Sepahijala	Melaghar	TGB	Durlavnarayan	Nov'2016	28.11.2016
369	Sepahijala	Melaghar	TGB	Nalchar	Nov'2016	29.11.2016
370	Sepahijala	Jampuijala	TGB	Golaghati	Nov'2016	02.11.2016
371	Sepahijala	Jampuijala	TGB	Jampuijala	Nov'2016	24.11.2016
372	Sepahijala	Kathalia	TGB	Dhanpur	Nov'2016	10.11.2016
373	Sepahijala	Kathalia	TGB	Kathalia	Nov'2016	18.11.2016
374	Sepahijala	Bishalgarh	TSCB	Charilam	Nov'2016	11.11.2016
375	Sepahijala	Jampuijala	TSCB	Takarjala	Nov'2016	21.11.2016
376	Sepahijala	Jampuijala	TSCB	Jampuijala	Nov'2016	15.11.2016
377	Sepahijala	Kathalia	TSCB	Kathalia	Nov'2016	01.11.2016
378	Sepahijala	Nalchhar	TSCB	Nalchhar	Nov'2016	15.11.2016
379	Sepahijala	Bishalgarh	UCO Bank	Bishalgarh	Nov'2016	24.11.2016
380	Sepahijala	Bishalgarh	UCO Bank	Bishramganj	Nov'2016	28.11.2016
381	Sepahijala	Bishalgarh	UCO Bank	Madhupur	Nov'2016	10.11.2016
382	Sepahijala	Boxanagar	UBI	Boxanagar	Nov'2016	19.11.2016
383	Sepahijala	Melaghar	UBI	Melaghar	Nov'2016	21.11.2016
384	Sepahijala	Melaghar	UBI	Mohanbhog	Nov'2016	21.11.2016
385	Sepahijala	Bishalgarh	Bandhan Bank	Gokulnagar	Dec'2016	09.12.2016
386	Sepahijala	Kathalia	Bandhan Bank	Baspukur	Dec'2016	05.12.2016
387	Sepahijala	Bishalgarh	Bank of India	Gokulnagar	Dec'2016	28.12.2016
388	Sepahijala	Melaghar	Punjab National Bank	Jumerdhepa	Dec'2016	14.12.2016
389	Sepahijala	Bishalgarh	SBI	Bishramganj	Dec'2016	16.12.2016
390	Sepahijala	Boxanagar	SBI	Matinagar	Dec'2016	13.12.2016
391	Sepahijala	Melaghar	SBI	Melaghar	Dec'2016	05.12.2016
392	Sepahijala	Charilam	Syndicate Bank	Bishramganj	Dec'2016	08.12.2016
393	Sepahijala	Bishalgarh	TGB	Bishramganj	Dec'2016	05.12.2016
394	Sepahijala	Bishalgarh	TGB	Madhupur	Dec'2016	03.12.2016
395	Sepahijala	Boxanagar	TGB	Boxanagar	Dec'2016	03.12.2016
396	Sepahijala	Boxanagar	TGB	Veluarchar	Dec'2016	07.12.2016
397	Sepahijala	Melaghar	TGB	Durlavnarayan	Dec'2016	09.12.2016
398	Sepahijala	Melaghar	TGB	Nalchar	Dec'2016	13.12.2016
399	Sepahijala	Jampuijala	TGB	Golaghati	Dec'2016	12.12.2016
400	Sepahijala	Jampuijala	TGB	Jampuijala	Dec'2016	29.12.2016
401	Sepahijala	Kathalia	TGB	Dhanpur	Dec'2016	26.12.2016
402	Sepahijala	Kathalia	TGB	Kathalia	Dec'2016	07.12.2016
403	Sepahijala	Bishalgarh	TSCB	Charilam	Dec'2016	17.12.2016
404	Sepahijala	Jampuijala	TSCB	Takarjala	Dec'2016	20.12.2016
405	Sepahijala	Jampuijala	TSCB	Jampuijala	Dec'2016	30.12.2016
406	Sepahijala	Kathalia	TSCB	Kathalia	Dec'2016	17.12.2016
407	Sepahijala	Nalchhar	TSCB	Nalchhar	Dec'2016	13.12.2016
408	Sepahijala	Bishalgarh	UCO Bank	Bishalgarh	Dec'2016	15.12.2016
409	Sepahijala	Bishalgarh	UCO Bank	Bishramganj	Dec'2016	06.12.2016
410	Sepahijala	Bishalgarh	UCO Bank	Madhupur	Nov'2016	10.11.2016
411	Sepahijala	Bishalgarh	UBI	Chakmaghat	Dec'2016	06.12.2016
412	Sepahijala	Boxanagar	UBI	Boxanagar	Dec'2016	26.12.2016
413	Sepahijala	Melaghar	UBI	Melaghar	Dec'2016	07.12.2016
414	Sepahijala	Melaghar	UBI	Mohanbhog	Dec'2016	17.12.2016
415	South Tripura	BC Nagar	Bandhan Bank	Bharatchandranagar	Oct'2016	17.10.2016
416	South Tripura	Satchand	Bandhan Bank	Jalefa	Oct'2016	18.10.2016
417	South Tripura	Rajnagar	SBI	Chittamara	Oct'2016	25.10.2016
418	South Tripura	Jolaibari	SBI	Jolaibari	Oct'2016	06.10.2016
419	South Tripura	Satchand.	SBI	Manubazar	Oct'2016	20.10.2016

Sl.	District	Block	Name of Bank	Name of Branch	Month	Held On
420	South Tripura	Hrishyamukh	SBI	Hrishyamukh	Oct'2016	13.10.2016
421	South Tripura	Rupaichhari	SBI	Manu Bankul	Oct'2016	04.10.2016
422	South Tripura	Rajnagar	TGB	Rajnagar	Oct'2016	17.10.2016
423	South Tripura	Hrishyamukh	TGB	Hrishyamukh	Oct'2016	18.10.2016
424	South Tripura	Hrishyamukh	TGB	Matai	Oct'2016	26.10.2016
425	South Tripura	Hrishyamukh	TGB	Sonaichhari	Oct'2016	28.10.2016
426	South Tripura	Bokafa	TGB	B.C.Nagar	Oct'2016	03.10.2016
427	South Tripura	Jolaibari	TGB	Baikhora	Oct'2016	05.10.2016
428	South Tripura	Jolaibari	TGB	Muhuripur	Oct'2016	24.10.2016
429	South Tripura	Jolaibari	TGB	Jolaibari	Oct'2016	14.10.2016
430	South Tripura	Jolaibari	TGB	Debdaru	Oct'2016	18.10.2016
431	South Tripura	Satchand.	TGB	Satchand	Oct'2016	19.10.2016
432	South Tripura	Satchand.	TGB	Manubazar	Oct'2016	07.10.2016
433	South Tripura	Satchand.	TGB	Sreenagar	Oct'2016	06.10.2016
434	South Tripura	Satchand.	TGB	Harina	Oct'2016	27.10.2016
435	South Tripura	Rupaichhari	TGB	Rupaichhari	Oct'2016	21.10.2016
436	South Tripura	Hrishyamukh	TSCB	Hrishyamukh	Oct'2016	13.10.2016
437	South Tripura	Jolaibari	TSCB	Baikhora	Oct'2016	14.10.2016
438	South Tripura	Satchand.	TSCB	Manubazar	Oct'2016	18.10.2016
439	South Tripura	Satchand.	TSCB	Kalachherra	Oct'2016	19.10.2016
440	South Tripura	Rajnagar	UBI	Siddhinagar	Oct'2016	07.10.2016
441	South Tripura	Rajnagar	UBI	Radhanagar	Oct'2016	06.10.2016
442	South Tripura	Bokafa	UBI	Santirbazar	Oct'2016	27.10.2016
443	South Tripura	Bharatchandra Nagar	UBI	Barpathari	Oct'2016	21.10.2016
444	South Tripura	Hrishyamukh	UBI	Hrishyamukh	Oct'2016	13.10.2016
445	South Tripura	Jolaibari	UBI	Baikhora	Oct'2016	14.10.2016
446	South Tripura	Satchand.	UBI	Manubazar	Oct'2016	05.10.2016
447	South Tripura	Bokafa	Union Bank of India	B.C.Manu	Oct'2016	20.10.2016
448	South Tripura	BC Nagar	Bandhan Bank	Bharatchandranagar	Nov'2016	08.11.2016
449	South Tripura	Satchand	Bandhan Bank	Jalefa	Nov'2016	29.11.2016
450	South Tripura	Rajnagar	SBI	Chittamara	Nov'2016	28.11.2016
451	South Tripura	Jolaibari	SBI	Jolaibari	Nov'2016	28.11.2016
452	South Tripura	Satchand.	SBI	Manubazar	Nov'2016	25.11.2016
453	South Tripura	Hrishyamukh	SBI	Hrishyamukh	Nov'2016	24.11.2016
454	South Tripura	Rupaichhari	SBI	Manu Bankul	Nov'2016	24.11.2016
455	South Tripura	Rajnagar	TGB	Rajnagar	Nov'2016	23.11.2016
456	South Tripura	Hrishyamukh	TGB	Hrishyamukh	Nov'2016	22.11.2016
457	South Tripura	Hrishyamukh	TGB	Matai	Nov'2016	21.11.2016
458	South Tripura	Bokafa	TGB	B.C.Nagar	Nov'2016	21.11.2016
459	South Tripura	Jolaibari	TGB	Baikhora	Nov'2016	21.11.2016
460	South Tripura	Jolaibari	TGB	Muhuripur	Nov'2016	21.11.2016
461	South Tripura	Jolaibari	TGB	Jolaibari	Nov'2016	19.11.2016
462	South Tripura	Jolaibari	TGB	Debdaru	Nov'2016	18.11.2016
463	South Tripura	Satchand.	TGB	Satchand	Nov'2016	17.11.2016
464	South Tripura	Satchand.	TGB	Manubazar	Nov'2016	16.11.2016
465	South Tripura	Satchand.	TGB	Sreenagar	Nov'2016	15.11.2016
466	South Tripura	Satchand.	TGB	Harina	Nov'2016	15.11.2016
467	South Tripura	Rupaichhari	TGB	Rupaichhari	Nov'2016	15.11.2016
468	South Tripura	Hrishyamukh	TSCB	Hrishyamukh	Nov'2016	14.11.2016
469	South Tripura	Satchand.	TSCB	Manubazar	Nov'2016	11.11.2016
470	South Tripura	Satchand.	TSCB	Kalachherra	Nov'2016	10.11.2016
471	South Tripura	Rajnagar	UBI	Siddhinagar	Nov'2016	10.11.2016
472	South Tripura	Rajnagar	UBI	Radhanagar	Nov'2016	10.11.2016
473	South Tripura	Bokafa	UBI	Santirbazar	Nov'2016	08.11.2016
474	South Tripura	Bharatchandra Nagar	UBI	Barpathari	Nov'2016	04.11.2016
475	South Tripura	Hrishyamukh	UBI	Hrishyamukh	Nov'2016	02.11.2016
476	South Tripura	Satchand.	UBI	Manubazar	Nov'2016	01.11.2016
477	South Tripura	Bokafa	Union Bank of India	B.C.Manu	Nov'2016	10.11.2016
478	South Tripura	BC Nagar	Bandhan Bank	Bharatchandranagar	Dec'2016	07.12.2016
479	South Tripura	Satchand	Bandhan Bank	Jalefa	Dec'2016	09.12.2016
480	South Tripura	Rajnagar	SBI	Chittamara	Dec'2016	13.12.2016
481	South Tripura	Jolaibari	SBI	Jolaibari	Dec'2016	12.12.2016
482	South Tripura	Satchand.	SBI	Manubazar	Dec'2016	29.12.2016
483	South Tripura	Rupaichhari	SBI	Manu Bankul	Dec'2016	26.12.2016
484	South Tripura	Rajnagar	TGB	Rajnagar	Dec'2016	07.12.2016
485	South Tripura	Hrishyamukh	TGB	Hrishyamukh	Dec'2016	20.12.2016
486	South Tripura	Hrishyamukh	TGB	Matai	Dec'2016	30.12.2016
487	South Tripura	Hrishyamukh	TGB	Sonaichhari	Dec'2016	17.12.2016
488	South Tripura	Bokafa	TGB	B.C.Nagar	Dec'2016	13.12.2016
489	South Tripura	Jolaibari	TGB	Baikhora	Dec'2016	05.12.2016

Sl.	District	Block	Name of Bank	Name of Branch	Month	Held On
490	South Tripura	Jolaibari	TGB	Muhuripur	Dec'2016	15.12.2016
491	South Tripura	Jolaibari	TGB	Jolaibari	Dec'2016	06.12.2016
492	South Tripura	Jolaibari	TGB	Debdaru	Dec'2016	06.12.2016
493	South Tripura	Satchand.	TGB	Satchand	Dec'2016	26.12.2016
494	South Tripura	Satchand.	TGB	Manubazar	Dec'2016	07.12.2016
495	South Tripura	Satchand.	TGB	Harina	Dec'2016	09.12.2016
496	South Tripura	Rupaichhari	TGB	Rupaichhari	Dec'2016	05.12.2016
497	South Tripura	Hrishyamukh	TSCB	Hrishyamukh	Dec'2016	28.12.2016
498	South Tripura	Jolaibari	TSCB	Baikhora	Dec'2016	14.12.2016
499	South Tripura	Satchand.	TSCB	Manubazar	Dec'2016	16.12.2016
500	South Tripura	Satchand.	TSCB	Kalachherra	Dec'2016	13.12.2016
501	South Tripura	Rajnagar	UBI	Siddhinagar	Dec'2016	08.12.2016
502	South Tripura	Rajnagar	UBI	Radhanagar	Dec'2016	05.12.2016
503	South Tripura	Bokafa	UBI	Santirbazar	Dec'2016	03.12.2016
504	South Tripura	Bharatchandra Nagar	UBI	Barpathari	Dec'2016	03.12.2016
505	South Tripura	Hrishyamukh	UBI	Hrishyamukh	Dec'2016	13.12.2016
506	South Tripura	Jolaibari	UBI	Baikhora	Dec'2016	08.12.2016
507	South Tripura	Bokafa	Union Bank of India	B.C.Manu	Dec'2016	05.12.2016
508	Unakoti	Pecharthal	Indian Overseas Bank	Pecharthal	Oct'2016	14.10.2016
509	Unakoti	Kumarghat	SBI	Kumarghat	Oct'2016	18.10.2016
510	Unakoti	Kumarghat	SBI	Ratiabari	Oct'2016	19.10.2016
511	Unakoti	Gournagar	TGB	Tillabazar	Oct'2016	07.10.2016
512	Unakoti	Gournagar	TGB	Gournagar	Oct'2016	06.10.2016
513	Unakoti	Gournagar	TGB	Dalugaon	Oct'2016	27.10.2016
514	Unakoti	Kumarghat	TGB	Pabiacherra	Oct'2016	21.10.2016
515	Unakoti	Kumarghat	TGB	Fatikray	Oct'2016	13.10.2016
516	Unakoti	Kumarghat	TGB	Betcherra	Oct'2016	14.10.2016
517	Unakoti	Kumarghat	TGB	Kanchanbari	Oct'2016	05.10.2016
518	Unakoti	Pecharthal	TGB	Pecharthal	Oct'2016	20.10.2016
519	Unakoti	Gournagar	TSCB	kailashahar	Oct'2016	01.10.2016
520	Unakoti	Gournagar	TSCB	Gournagar	Oct'2016	13.10.2016
521	Unakoti	Kumarghat	TSCB	Kumarghat	Oct'2016	19.10.2016
522	Unakoti	Pecharthal	TSCB	Machmara	Oct'2016	01.10.2016
523	Unakoti	Pecharthal	TSCB	Pecharthal	Oct'2016	03.10.2016
524	Unakoti	Gournagar	UBI	Gournagar	Oct'2016	04.10.2016
525	Unakoti	Kumarghat	UBI	Machmara	Oct'2016	05.10.2016
526	Unakoti	Kumarghat	UCO bank	Kumarghat	Oct'2016	05.10.2016
527	Unakoti	Gournagar	UCO bank	Kailashahar	Oct'2016	06.10.2016
528	Unakoti	Pecharthal	Indian Overseas Bank	Pecharthal	Nov'2016	04.11.2016
529	Unakoti	Kumarghat	SBI	Kumarghat	Nov'2016	15.11.2016
530	Unakoti	Kumarghat	SBI	Ratiabari	Nov'2016	17.11.2016
531	Unakoti	Gournagar	TGB	Tillabazar	Nov'2016	21.11.2016
532	Unakoti	Gournagar	TGB	Gournagar	Nov'2016	22.11.2016
533	Unakoti	Gournagar	TGB	Dalugaon	Nov'2016	25.11.2016
534	Unakoti	Kumarghat	TGB	Pabiacherra	Nov'2016	28.11.2016
535	Unakoti	Kumarghat	TGB	Betcherra	Nov'2016	29.11.2016
536	Unakoti	Kumarghat	TGB	Kanchanbari	Nov'2016	02.11.2016
537	Unakoti	Pecharthal	TGB	Pecharthal	Nov'2016	24.11.2016
538	Unakoti	Gournagar	TSCB	kailashahar	Nov'2016	10.11.2016
539	Unakoti	Gournagar	TSCB	Gournagar	Nov'2016	18.11.2016
540	Unakoti	Kumarghat	TSCB	Kumarghat	Nov'2016	11.11.2016
541	Unakoti	Pecharthal	TSCB	Machmara	Nov'2016	21.11.2016
542	Unakoti	Gournagar	UBI	Gournagar	Nov'2016	15.11.2016
543	Unakoti	Kumarghat	UBI	Machmara	Nov'2016	01.11.2016
544	Unakoti	Kumarghat	UCO bank	Kumarghat	Nov'2016	15.11.2016
545	Unakoti	Gournagar	UCO bank	Kailashahar	Nov'2016	24.11.2016
546	Unakoti	Pecharthal	Indian Overseas Bank	Pecharthal	Dec'2016	09.12.2016
547	Unakoti	Kumarghat	SBI	Kumarghat	Dec'2016	05.12.2016
548	Unakoti	Kumarghat	SBI	Ratiabari	Dec'2016	28.12.2016
549	Unakoti	Gournagar	TGB	Tillabazar	Dec'2016	14.12.2016
550	Unakoti	Gournagar	TGB	Dalugaon	Dec'2016	16.12.2016
551	Unakoti	Kumarghat	TGB	Pabiacherra	Dec'2016	13.12.2016
552	Unakoti	Kumarghat	TGB	Fatikray	Dec'2016	15.12.2016
553	Unakoti	Kumarghat	TGB	Betcherra	Dec'2016	06.12.2016
554	Unakoti	Kumarghat	TGB	Kanchanbari	Dec'2016	06.12.2016
555	Unakoti	Pecharthal	TGB	Pecharthal	Dec'2016	26.12.2016
556	Unakoti	Gournagar	TSCB	kailashahar	Dec'2016	07.12.2016
557	Unakoti	Kumarghat	TSCB	Kumarghat	Dec'2016	03.12.2016
558	Unakoti	Pecharthal	TSCB	Machmara	Dec'2016	13.12.2016
559	Unakoti	Pecharthal	TSCB	Pecharthal	Dec'2016	05.12.2016

Sl.	District	Block	Name of Bank	Name of Branch	Month	Held On
560	Unakoti	Gournagar	UBI	Gournagar	Dec'2016	08.12.2016
561	Unakoti	Kumarghat	UBI	Machmara	Dec'2016	05.12.2016
562	Unakoti	Kumarghat	UCO bank	Kumarghat	Dec'2016	03.12.2016
563	Unakoti	Gournagar	UCO bank	Kailashahar	Dec'2016	08.12.2016
564	West Tripura	Bamutia	Bandhan Bank	Narayanpur	Oct'2016	14.10.2016
565	West Tripura	Bamutia	Bandhan Bank	Bamutia	Oct'2016	18.10.2016
566	West Tripura	Dukli	Bandhan Bank	Kathaltali	Oct'2016	19.10.2016
567	West Tripura	Lefunga	Bank of India	Lembuchherra	Oct'2016	07.10.2016
568	West Tripura	Old Agartala	Bank of India	Khayerpur	Oct'2016	06.10.2016
569	West Tripura	Dukli	Bank of India	Anandanagar	Oct'2016	27.10.2016
570	West Tripura	Jirania	Canara Bank	Jirania	Oct'2016	21.10.2016
571	West Tripura	Jirania	Canara Bank	NIT	Oct'2016	13.10.2016
572	West Tripura	Hezamara	Central Bank of India	Barkathal	Oct'2016	14.10.2016
573	West Tripura	Jirania	Indian Overseas Bank	R.C.Nagar	Oct'2016	05.10.2016
574	West Tripura	Dukli	SBI	Amtali	Oct'2016	20.10.2016
575	West Tripura	Dukli	SBI	Dukli	Oct'2016	01.10.2016
576	West Tripura	Dukli	SBI	University Br.	Oct'2016	13.10.2016
577	West Tripura	Jirania	SBI	R.K.Nagar	Oct'2016	19.10.2016
578	West Tripura	Mohanpur	SBI	Gandhigram	Oct'2016	01.10.2016
579	West Tripura	Lefunga	SBI	Lembuchherra	Oct'2016	03.10.2016
580	West Tripura	Mohanpur	SBI	Mohanpur	Oct'2016	04.10.2016
581	West Tripura	Old Agartala	SBI	Khayerpur	Oct'2016	05.10.2016
582	West Tripura	Dukli	TGB	Bikramnagar	Oct'2016	05.10.2016
583	West Tripura	Dukli	TGB	Kanchanmala	Oct'2016	06.10.2016
584	West Tripura	Jirania	TGB	Bankimnagar	Oct'2016	06.10.2016
585	West Tripura	Jirania	TGB	Champaknagar	Oct'2016	07.10.2016
586	West Tripura	Jirania	TGB	Nit (Agartala)	Oct'2016	07.10.2016
587	West Tripura	Mohanpur	TGB	Kalacherra	Oct'2016	13.10.2016
588	West Tripura	Mohanpur	TGB	Lembuchherra	Oct'2016	13.10.2016
589	West Tripura	Mohanpur	TGB	Natunnagar	Oct'2016	13.10.2016
590	West Tripura	Hezamara	TGB	Hezamara	Oct'2016	13.10.2016
591	West Tripura	Mandwai	TGB	Mandai	Oct'2016	14.10.2016
592	West Tripura	Lefunga	TGB	Lefunga	Oct'2016	14.10.2016
593	West Tripura	Mohanpur	TGB	Durgabari	Oct'2016	17.10.2016
594	West Tripura	Dukli	TSCB	Bikramnagar	Oct'2016	14.10.2016
595	West Tripura	Jirania	TSCB	Khayerpur	Oct'2016	18.10.2016
596	West Tripura	Jirania	TSCB	Champaknagar	Oct'2016	19.10.2016
597	West Tripura	Jirania	TSCB	Khumlung	Oct'2016	07.10.2016
598	West Tripura	Mohanpur	TSCB	Mohanpur	Oct'2016	06.10.2016
599	West Tripura	Dukli	TSCB	Maheshkhola	Oct'2016	27.10.2016
600	West Tripura	Jirania	TSCB	Sachindranagar	Oct'2016	21.10.2016
601	West Tripura	Dukli	UBI	Anandanagar	Oct'2016	13.10.2016
602	West Tripura	Jirania	UBI	Jirania	Oct'2016	14.10.2016
603	West Tripura	Jirania	UBI	Khumlung	Oct'2016	05.10.2016
604	West Tripura	Jirania	UBI	Ranirbazar	Oct'2016	20.10.2016
605	West Tripura	Mohanpur	UBI	Usha Market	Oct'2016	01.10.2016
606	West Tripura	Mohanpur	UBI	Mohanpur	Oct'2016	13.10.2016
607	West Tripura	Dukli	UBI	Camper Bazar	Oct'2016	19.10.2016
608	West Tripura	Mohanpur	UCO Bank	Mohanpur	Oct'2016	01.10.2016
609	West Tripura	Bamutia	UCO Bank	Narshingarh	Oct'2016	03.10.2016
610	West Tripura	Old Agartala	UCO Bank	Khayerpur	Oct'2016	04.10.2016
611	West Tripura	Bamutia	Vijaya Bank	Gandhigram	Oct'2016	05.10.2016
612	West Tripura	Bamutia	Bandhan Bank	Narayanpur	Nov'2016	08.11.2016
613	West Tripura	Bamutia	Bandhan Bank	Bamutia	Nov'2016	04.11.2016
614	West Tripura	Dukli	Bandhan Bank	Kathaltali	Nov'2016	15.11.2016
615	West Tripura	Lefunga	Bank of India	Lembuchherra	Nov'2016	17.11.2016
616	West Tripura	Old Agartala	Bank of India	Khayerpur	Nov'2016	21.11.2016
617	West Tripura	Dukli	Bank of India	Anandanagar	Nov'2016	22.11.2016
618	West Tripura	Jirania	Canara Bank	Jirania	Nov'2016	25.11.2016
619	West Tripura	Jirania	Canara Bank	NIT	Nov'2016	28.11.2016
620	West Tripura	Hezamara	Central Bank of India	Barkathal	Nov'2016	29.11.2016
621	West Tripura	Old Agartala	IDBI	Uttar Champamura	Nov'2016	04.11.2016
622	West Tripura	Jirania	Indian Overseas Bank	R.C.Nagar	Nov'2016	10.11.2016
623	West Tripura	Dukli	SBI	Amtali	Nov'2016	23.11.2016
624	West Tripura	Dukli	SBI	University Br.	Nov'2016	16.11.2016
625	West Tripura	Jirania	SBI	R.K.Nagar	Nov'2016	14.11.2016
626	West Tripura	Mohanpur	SBI	Gandhigram	Nov'2016	10.11.2016
627	West Tripura	Lefunga	SBI	Lembuchherra	Nov'2016	18.11.2016
628	West Tripura	Mohanpur	SBI	Mohanpur	Nov'2016	11.11.2016
629	West Tripura	Old Agartala	SBI	Khayerpur	Nov'2016	21.11.2016
630	West Tripura	Dukli	TGB	Bikramnagar	Nov'2016	01.11.2016

Sl.	District	Block	Name of Bank	Name of Branch	Month	Held On
631	West Tripura	Dukli	TGB	Kanchanmala	Nov'2016	15.11.2016
632	West Tripura	Jirania	TGB	Bankimnagar	Nov'2016	24.11.2016
633	West Tripura	Jirania	TGB	Champaknagar	Nov'2016	28.11.2016
634	West Tripura	Mohanpur	TGB	Kalacherra	Nov'2016	19.11.2016
635	West Tripura	Mohanpur	TGB	Lembuchherra	Nov'2016	02.11.2016
636	West Tripura	Mohanpur	TGB	Natunnagar	Nov'2016	24.11.2016
637	West Tripura	Hezamara	TGB	Hezamara	Nov'2016	10.11.2016
638	West Tripura	Mandwai	TGB	Mandai	Nov'2016	15.11.2016
639	West Tripura	Lefunga	TGB	Lefunga	Nov'2016	16.11.2016
640	West Tripura	Mohanpur	TGB	Durgabari	Nov'2016	14.11.2016
641	West Tripura	Dukli	TSCB	Bikramnagar	Nov'2016	28.11.2016
642	West Tripura	Jirania	TSCB	Khayerpur	Nov'2016	29.11.2016
643	West Tripura	Jirania	TSCB	Champaknagar	Nov'2016	10.11.2016
644	West Tripura	Jirania	TSCB	Khumlung	Nov'2016	18.11.2016
645	West Tripura	Mohanpur	TSCB	Mohanpur	Nov'2016	11.11.2016
646	West Tripura	Dukli	TSCB	Maheshkhola	Nov'2016	21.11.2016
647	West Tripura	Dukli	UBI	Anandanagar	Nov'2016	24.11.2016
648	West Tripura	Jirania	UBI	Jirania	Nov'2016	28.11.2016
649	West Tripura	Jirania	UBI	Khumlung	Nov'2016	19.11.2016
650	West Tripura	Jirania	UBI	Ranirbazar	Nov'2016	02.11.2016
651	West Tripura	Mohanpur	UBI	Usha Market	Nov'2016	24.11.2016
652	West Tripura	Mohanpur	UBI	Mohanpur	Nov'2016	10.11.2016
653	West Tripura	Dukli	UBI	Camper Bazar	Nov'2016	15.11.2016
654	West Tripura	Bamutia	UCO Bank	Narshingarh	Nov'2016	18.11.2016
655	West Tripura	Old Agartala	UCO Bank	Khayerpur	Nov'2016	11.11.2016
656	West Tripura	Bamutia	Vijaya Bank	Gandhigram	Nov'2016	21.11.2016
657	West Tripura	Bamutia	Bandhan Bank	Narayanpur	Dec'2016	15.12.2016
658	West Tripura	Bamutia	Bandhan Bank	Bamutia	Dec'2016	06.12.2016
659	West Tripura	Dukli	Bandhan Bank	Kathaltali	Dec'2016	06.12.2016
660	West Tripura	Lefunga	Bank of India	Lembuchherra	Dec'2016	26.12.2016
661	West Tripura	Dukli	Bank of India	Anandanagar	Dec'2016	07.12.2016
662	West Tripura	Jirania	Canara Bank	Jirania	Dec'2016	03.12.2016
663	West Tripura	Jirania	Canara Bank	NIT	Dec'2016	13.12.2016
664	West Tripura	Hezamara	Central Bank of India	Barkathal	Dec'2016	09.12.2016
665	West Tripura	Old Agartala	IDBI	Uttar Champamura	Nov'2016	04.11.2016
666	West Tripura	Jirania	Indian Overseas Bank	R.C.Nagar	Dec'2016	05.12.2016
667	West Tripura	Dukli	SBI	Amtali	Dec'2016	20.12.2016
668	West Tripura	Dukli	SBI	Dukli	Dec'2016	22.12.2016
669	West Tripura	Dukli	SBI	University Br.	Dec'2016	26.12.2016
670	West Tripura	Jirania	SBI	R.K.Nagar	Dec'2016	05.12.2016
671	West Tripura	Mohanpur	SBI	Gandhigram	Dec'2016	03.12.2016
672	West Tripura	Lefunga	SBI	Lembuchherra	Dec'2016	13.12.2016
673	West Tripura	Mohanpur	SBI	Mohanpur	Dec'2016	09.12.2016
674	West Tripura	Old Agartala	SBI	Khayerpur	Dec'2016	05.12.2016
675	West Tripura	Dukli	TGB	Kanchanmala	Dec'2016	05.12.2016
676	West Tripura	Jirania	TGB	Bankimnagar	Dec'2016	09.12.2016
677	West Tripura	Jirania	TGB	Champaknagar	Dec'2016	05.12.2016
678	West Tripura	Jirania	TGB	Nit (Agartala)	Dec'2016	14.12.2016
679	West Tripura	Mohanpur	TGB	Kalacherra	Dec'2016	17.12.2016
680	West Tripura	Mohanpur	TGB	Lembuchherra	Dec'2016	16.12.2016
681	West Tripura	Mohanpur	TGB	Natunnagar	Dec'2016	13.12.2016
682	West Tripura	Hezamara	TGB	Hezamara	Dec'2016	05.12.2016
683	West Tripura	Mandwai	TGB	Mandai	Dec'2016	06.12.2016
684	West Tripura	Mohanpur	TGB	Durgabari	Dec'2016	17.12.2016
685	West Tripura	Jirania	TSCB	Khayerpur	Dec'2016	05.12.2016
686	West Tripura	Jirania	TSCB	Champaknagar	Dec'2016	09.12.2016
687	West Tripura	Jirania	TSCB	Khumlung	Dec'2016	05.12.2016
688	West Tripura	Mohanpur	TSCB	Mohanpur	Dec'2016	28.12.2016
689	West Tripura	Dukli	TSCB	Maheshkhola	Dec'2016	14.12.2016
690	West Tripura	Jirania	TSCB	Sachindranagar	Dec'2016	06.12.2016
691	West Tripura	Dukli	UBI	Anandanagar	Dec'2016	17.12.2016
692	West Tripura	Jirania	UBI	Jirania	Dec'2016	16.12.2016
693	West Tripura	Jirania	UBI	Khumlung	Dec'2016	13.12.2016
694	West Tripura	Jirania	UBI	Ranirbazar	Dec'2016	05.12.2016
695	West Tripura	Mohanpur	UBI	Usha Market	Dec'2016	08.12.2016
696	West Tripura	Dukli	UBI	Camper Bazar	Dec'2016	28.12.2016
697	West Tripura	Mohanpur	UCO Bank	Mohanpur	Dec'2016	14.12.2016
698	West Tripura	Bamutia	UCO Bank	Narshingarh	Dec'2016	16.12.2016
699	West Tripura	Old Agartala	UCO Bank	Khayerpur	Dec'2016	13.12.2016
700	West Tripura	Bamutia	Vijaya Bank	Gandhigram	Dec'2016	07.12.2016

BANK-BRANCH NETWORK IN TRIPURA AS ON 31.12.2016

	West			Sepahijala			Khowai			Gomati			South			Dhalai			Unakoti			North			Total			GRAND TOTAL
	R	SU	U	R	SU	U	R	SU	U	R	SU	U	R	SU	U	R	SU	U	R	SU	U	R	SU	U	R	SU	U	
ACUB	0	0	2	0	0	0	0	0	0	0	1	0	0	0	0	0	0	0	0	0	0	0	0	0	1	2	3	
Allahabad Bank	0	0	1	0	0	0	1	0	0	0	1	0	0	0	0	0	0	0	0	0	0	0	0	1	1	1	3	
Andhra Bank	0	0	1	0	0	0	0	0	0	0	0	0	0	0	0	0	0	0	0	0	0	0	0	0	0	1	1	
Axis Bank	0	0	3	0	1	0	0	0	0	0	1	0	0	1	0	0	0	0	0	0	0	1	0	0	4	3	7	
Bandhan Bank	4	0	3	2	2	0	2	1	0	0	2	0	2	0	0	1	1	0	0	2	0	1	0	0	12	8	23	
Bank of Baroda	0	0	3	0	0	0	0	0	0	1	0	0	0	0	0	0	0	0	0	0	0	0	0	1	0	3	4	
Bank of India	4	0	2	1	1	0	0	0	0	1	1	0	0	1	0	1	0	0	0	0	0	0	1	0	7	4	13	
Bank of Maharashtra	0	0	1	0	0	0	0	0	0	0	0	0	0	0	0	0	0	0	0	0	0	0	0	0	0	1	1	
Bharatiya Mahila Bank(BMB)	0	0	1	0	0	0	0	0	0	1	0	0	0	0	0	0	0	0	0	0	0	0	0	1	0	1	2	
Canara Bank	2	0	3	0	1	0	0	1	0	1	1	0	0	1	0	0	1	0	0	1	0	0	1	0	3	7	13	
Central Bank of India	1	0	3	0	0	0	0	0	0	0	1	0	0	0	0	0	1	0	0	1	0	0	0	0	1	3	7	
Corporation Bank	0	0	1	0	0	0	0	1	0	0	0	0	0	0	0	0	0	0	0	0	0	0	0	0	1	1	2	
Dena Bank	0	0	1	0	0	0	0	0	0	0	0	0	0	0	0	0	0	0	0	0	0	0	0	0	0	1	1	
Federal Bank	0	0	1	0	0	0	0	0	0	0	0	0	0	0	0	0	0	0	0	0	0	0	0	0	0	1	1	
HDFC	0	0	3	0	0	0	0	0	0	0	1	0	0	0	0	0	0	0	0	0	0	0	1	0	0	2	5	
ICICI	0	2	1	0	0	0	1	0	0	0	1	0	0	0	0	1	0	0	1	0	0	1	0	0	1	6	8	
IDBI	1	0	1	0	0	0	0	0	0	3	2	0	0	1	0	0	0	0	0	0	0	0	1	0	4	4	9	
IDFC Bank	0	0	1	0	0	0	0	0	0	0	0	0	0	0	0	0	0	0	0	0	0	0	0	0	0	1	1	
Indian Bank	0	0	2	0	0	0	0	0	0	0	0	0	0	0	1	0	0	0	0	0	0	0	0	0	1	0	3	
Indian Overseas Bank	1	0	1	0	0	0	0	1	0	0	1	0	0	0	0	0	0	1	0	0	0	0	0	2	2	1	5	
Indus-ind	0	0	1	0	0	0	0	0	0	0	0	0	0	0	0	0	0	0	0	0	0	0	1	0	0	1	2	
Kotak Mahindra Bank	0	0	1	0	0	0	0	0	0	0	0	0	0	0	0	0	0	0	0	0	0	0	0	0	0	1	1	
Oriental Bank of Commerce	0	0	1	0	1	0	0	0	0	0	0	0	0	0	0	0	0	0	0	0	0	0	0	0	1	1	2	
Punjab & Sind Bank	0	0	1	1	0	0	0	0	0	0	0	0	0	0	0	0	0	0	0	0	0	0	0	0	1	0	2	
Punjab National Bank	0	0	1	1	0	0	0	0	0	0	0	0	0	0	0	0	0	0	0	0	0	0	1	0	1	1	3	
South Indian Bank	0	0	1	0	0	0	0	0	0	0	0	0	0	0	0	0	0	0	0	0	0	0	0	0	0	1	1	
SBI	9	3	15	3	2	0	1	1	0	2	3	0	5	3	0	1	3	0	2	1	0	7	2	0	30	18	63	
Syndicate Bank	0	0	1	1	0	0	0	0	0	0	1	0	0	0	0	0	0	0	0	0	2	1	0	3	2	1	6	
TCARDB	0	0	1	1	0	0	0	0	0	0	1	0	0	1	0	0	0	0	1	0	0	0	0	1	3	1	5	
TGB	13	11	13	12	5	0	10	3	0	16	2	0	15	4	0	14	0	0	9	1	0	12	4	0	101	30	144	
TSCB	7	0	11	6	2	0	4	1	0	5	3	0	5	3	0	6	2	0	5	0	0	2	1	0	40	12	63	
UCO Bank	3	0	5	3	2	0	2	1	0	0	2	0	0	2	0	2	2	0	2	0	0	1	0	0	13	9	27	
Union Bank of India	0	1	3	0	0	0	0	0	0	0	1	0	1	0	0	0	0	0	0	0	0	0	1	0	1	3	7	
UBI	8	0	12	4	1	0	4	1	0	5	2	0	8	1	0	7	1	0	2	1	0	4	1	0	42	8	62	
Vijaya Bank	1	0	3	0	0	0	0	0	0	0	0	0	0	0	0	0	0	0	0	0	0	0	0	1	0	3	4	
Yes Bank	0	0	1	0	0	0	0	0	0	0	0	0	0	0	0	0	0	0	0	0	0	0	0	0	0	1	1	
Total	54	17	106	35	18	0	25	11	0	35	28	0	36	18	0	33	12	0	21	9	0	29	18	0	268	131	106	505

STATUS OF ATM IN THE STATE OF TRIPURA AS ON 31.12.2016					
Sl No	Name of Bank	ATM			
		Rural	Semi-Urban	Urban	Total
1	Allahabad Bank	0	0	1	1
2	Bandhan Bank	1	2	3	6
3	Bank of Baroda	0	0	6	6
4	Bank of India	3	1	6	10
5	Bharatiya Mahila Bank	1	0	1	2
6	Canara Bank	3	8	3	14
7	Central Bank of India	1	2	2	5
8	Dena Bank	0	0	1	1
9	Indian Bank	1	0	2	3
10	Indian Overseas Bank	2	2	2	6
11	Punjab & Sindh Bank	1	0	1	2
12	State bank Of India	54	40	116	210
13	UCO BANK	6	13	8	27
14	Union Bank	2	2	6	10
15	United Bank Of India	49	10	17	76
16	Vijaya Bank	1	0	4	5
17	AXIS BANK	1	7	10	18
18	Punjab National Bank	1	0	4	5
19	Syndicate Bank	3	1	3	7
20	Oriental Bank Of comerce	0	1	1	2
21	ICICI	0	2	12	14
22	IDFC Bank	0	0	0	0
23	Tripura Gramin Bank	2	2	0	4
24	ACUB	0	0	0	0
25	TCARDB	0	0	0	0
26	IDBI BANK	3	4	3	10
27	Tripura State Co-Op Bank	0	0	2	2
28	INDUSIND BANK	0	1	1	2
29	HDFC Bank	0	3	6	9
30	South Indian Bank	0	0	2	2
31	Corporation Bank	0	1	1	2
32	Yes Bank	0	0	1	1
33	Bank of Maharashtra	0	0	1	1
34	Andhra Bank	0	0	1	1
35	Kotak Mahindra Bank	0	0	1	1
36	Federal Bank	0	0	1	1
	TOTAL	135	102	229	466



Convener

State Level Bankers' Committee for Tripura

United Bank of India

Lead Bank Division

Head office

Minutes of the 119th State Level Bankers' Committee Meeting for the State of Tripura held on 12.12.2016

The 119th SLBC meeting of Tripura State was held at the Conference Hall No.4, Pragna Bhawan, P.N. Complex, Agartala on 12th December 2016 where performance of banks for the period April – September 2016 for financial year 2016-17 was reviewed. The meeting was chaired by Shri K. V. Rama Moorthy, Executive Director of United Bank of India. Amongst other dignitaries, Dr. G. S. G. Ayyangar, Principal Secretary, Rural Development & Agriculture, Govt. of Tripura, Shri M. Nagaraju, Principal Secretary, Finance and Industries & Commerce, Govt. of Tripura, Sri N. P. Topno, General Manager, RBI, Sri Sunil Kumar, General Manager, NABARD and Shri Manas Dhar, General Manager, United Bank of India & Convener, SLBC (Tripura) were also present. Other Senior Executives of the State Government, RBI, NABARD and Banks also participated in the meeting. A list of participants of the meeting is enclosed.

Initiating the discussion, Sri Manas Dhar, General Manager, United Bank of India & Convener SLBC of Tripura welcomed all the participants to the 119th meeting of SLBC, Tripura. He congratulated all stakeholders including media on efficiently combating with the situation arising out of announcement of demonetization of SBNs. Then, he requested Shri K.V. Rama Moorthy, Executive Director, United Bank of India, to deliver his keynote address to the House.

Shri K.V. Rama Moorthy, Executive Director, United Bank of India, began his keynote address by welcoming. G.S.G. Ayyangar, Principal Secretary, Agriculture and Rural Development, Government of Tripura and Shri M. Nagaraju, Principal Secretary, Finance and Industries & Commerce at the SLBC meeting. Shri K.V. Rama Moorthy also extended hearty welcome to Shri N. P. Topno, General Manager-Reserve Bank of India, Shri Sunil Kumar, General Manager, NABARD and other executives from the Govt. of Tripura, RBI, NABARD & Banks.

Shri K.V. Rama Moorthy, Executive Director of United Bank of India at the outset congratulated the entire Banking fraternity for having done a commendable job with the help and guidance of the vibrant State Government and RBI which enhanced the image of banks in the State. He also appreciated the Principal Secretary, Finance, Govt. of Tripura and GM RBI Agartala for their support and guidance in efficient management of currencies in the State. He expressed that the State Government has extended all sorts of support especially in providing security in Branches and ATMs and during remittance collection and distribution which helped all stakeholders in effectively dealing with the situation in the State. He requested General Manager, RBI for further remittance of smaller denomination of treasures in the State to mitigate the issue of shortage in this segment. He also requested for making necessary arrangements for remittance of SBNs to RBI, Guwahati at the earliest.

He urged upon the bankers to achieve a cashless economy and for this, banks are required to increase the number of digital payment points. He explained that the digital payments can be made through POS machines, Micro ATMs, UPI, QR code or USSD, etc.

He suggested that demonetization process is as much a challenge as it is an opportunity for the banks to move towards digital / cashless economy. He requested the bankers for 100% digitization of all SSAs/ Wards allocated to respective banks in the State during PMJDY campaign with active support of the State Government, RBI & NABARD. He stated that it would reduce transaction cost and the service of the bank employees could be utilized for more productive activities like advances, recovery of loans, etc. rather than mundane transaction processing. State Government was requested to extend the necessary support for digitization across the state of Tripuraby. He also requested all banks to take necessary steps to improve infrastructure in their allocated SSAs / Wards for the same.

He informed the House that under “U-DigiGram” programme, United Bank of India has already taken initiatives for making two villages in West Tripura District Patunagar and Hatipara as “Digital Villages”. These he informed were going to be the first two Digital Villages in the State.

Thereafter, he mentioned about significant achievements of the Banks in different parameters apart from informing about the progress made with regard to major decisions of the last SLBC meeting held on 20.09.2016.

At the end of September 2016, the CD Ratio of the State stood at 44%, thus remaining unchanged since 30th Sept’ 2015. He stated that the performance of the State in MUDRA and Stand-UP India Schemes were far from being satisfactory and urged upon the bankers to identify viable Greenfield projects for financing under these Schemes and ensure achieving desired targets by the year end.

He stated that combined disbursement of all the Banks in the State under PMMY was 49% of the annual target (Rs.402cr.) during first two quarters and expressed hope that the Banks would achieve the target during remaining period of current fiscal.

All the banks put together could disburse Rs.2003.41cr.i.e. 60% of the Annual Target of Rs.3334.24cr. under ACP during April-September of FY 2016-17 as against 48% (Rs.1406.61 crore) achieved during corresponding period last year (2015-16).

As on 30th Sept’ 2016, all banks have issued 25399 KCCs aggregating covering Rs.133.19cr. i.e. 51% of the annual target (50,000 Nos.). He expressed hope that the banks would definitely achieve the targets with the collective thrust at the year end. Priority Sector Advance for the State covering all Banks as on Sept 2016 stood at Rs.6803.81cr., comprising 89% of the ANBC as compared to Rs.5871.49cr. in the corresponding period last year. The annual growth rate of the Priority Sector Advances Y-O-Y was observed 16%, which was complemented. .

He expressed his satisfaction in respect of low percentage of zero-balance accounts(11.62%) in the State out of 8.40lac PMJDY accounts opened up to 09.11.2016 as compared to the national average (23.27%). He emphasized upon financial discipline in respect of converting zero balance accounts into operative accounts.

He stated that deposits in PMJDY accounts grew by 47% as on 30.11.2016 over the balances as on 09.11.2016 in the State as compared to 63% growth across the country during the same period, which could be accepted as quite normal.

It was informed that Aadhaar Seeding in the PMJDY accounts in the State stood at 69.51% as against 53.67% across the country as on 09.11.2016. He requested all Bankers to put in more efforts as Aadhaar penetration in the State is almost 100%.

He expressed his concern on activation of RuPay cards issued in PMJDY accounts. He requested all the bankers to ensure delivery of RuPay cards to all PMJDY accounts and their activation at the earliest so that the account holders could get the benefit of Rs.1.00lac accident insurance inbuilt with the RuPay Card.

Sri Rama Moorthy referred to the NPA position of the State including written off amount, which stood at Rs.649.44cr. i.e. 7.73% of total advances as at the end of September 2016. He emphasized on initiation of timely recovery, and advised the banks to work proactively to bring the NPA level down below 5% by March 2017 with the assistance and guidance of the State Government.

Importance of connecting all rural people through Farmers' Clubs was deliberated. Sri Rama Moorthy introduced the concept of "Gram Setu Mandali" to reach all households in the State by the branch managers / officials, Bank Mitras, etc. It would create an immediate impact on the locality resulting in a congenial atmosphere for all banking activities including digitization.

Shri Rama Moorthy, Executive Director of United Bank of India, opined that the collective effort of all concerned would facilitate speedy implementation of Government's policy on various spheres of economic activities within the shortest possible time resulting all-round economic development of the State.

Dr. G.S.G. Ayyangar, Principal Secretary, Agriculture and Rural Development, Government of Tripura thanked the banks for implementation of demonetization process efficiently through the 500 bank branches, 464 ATMs and 564 Bank Mitras operating across the State. He informed the House that Secretary, Rural Development, Govt. of India has already requested for making Government transactions cashless including payment to beneficiaries under various schemes by March 31, 2017. Opening of Single Accounts of existing Joint Account Holders of MNREGA beneficiaries was in process and was expected to be completed shortly. He requested all Bankers to activate all left out ATMs which were still inactive as on date. He also urged to distribute RuPay ATM Cards to all account holders at the earliest. He stated that the State Government has already taken initiatives so as to provide necessary infrastructures like electricity, internet connectivity, POS machines, etc. in rural areas so that State could move towards a less-cash economy with the help of banks, RBI & NABARD.

He expressed his satisfaction at 60% achievement of ACP target for FY 2016-17 at the end of the 2nd quarter. He desired improvement in the issuance of KCCs and requested the bankers for issuance of KCCs to all eligible farmers. The Principal Secretary requested the bankers for timely financial assistance to SHGs, particularly the women SHGs. He requested the bankers for modernization of rice mills with the support of NABARD. He urged upon the banks for concerted efforts towards improvement of CD ratio in the State.

Sri M. Nagaraju, Principal Secretary, Finance, Govt. of Tripura congratulated all the bankers for effectively implementing and monitoring the demonetization scheme in the State. He expressed concern over poor achievement under Stand-Up India scheme and urged upon all Bankers to sanction and disburse more loans under the scheme. He also stated that POS machines should be available in all the Hospitals of the State and

urged United Bank of India and State Bank of India to take up the task of providing the machines at the concerned centers to mitigate the issue of cash shortage.

Thereafter, Shri Manas Dhar, General Manager, UBI (Prise & FI) and Convener of SLBC (Tripura) made a presentation and took up the Agenda items for detailed deliberations.

Agenda 1 : Confirmation of proceedings of 118th SLBC meeting for Tripura held on 08.06.2016:

Confirmed by the House.

Demonetization

The Bankers in the State along with support from State Government and RBI have been implementing the demonetization scheme effectively in Tripura. The steps taken by SLBC and all member banks during the period were already discussed before the House. It was reported that the State had received Rs.1617cr. as remittances from RBI till 05.12.2016. Action Plan in respect of Financial Inclusion and Awareness was also discussed, the important dimensions of which were -

- Aadhaar seeding in SB accounts
- Delivery and Activation of RuPay
 - For Customers who have not been issued Debit Cards so far
 - Customers with Debit Cards yet to receive PINs
 - Customers with Debit Cards and PIN, but yet to be activated
 - Customers with Debit Cards activated using local bio-metrics
- Introduction of PoS machines at merchant outlets at all centres
- Popularization of Mobile based applications
- Covering Tea Garden Workers
- Massive Financial Awareness programmes

Stand-Up India Scheme:

Loans under the scheme had been extended to 56 SC/ST/Women beneficiaries amounting to Rs.8.55cr.during first two quarters of the FY 2016-17.

Banks have been requested to identify viable projects for Stand-Up India scheme with priorities and disburse the same so as to ensure achieving branch wise target stipulated for FY 2016-17, thereby increasing CD Ratio of the State. Uploading of proposals in the “Portal” was also emphasized.

Agenda 2 : Pradhan Mantri MUDRA Yojana

All Banks/Lending Institutions achieved sanction of Rs.195.68 cr. comprising 50682 accounts as on 30.09.2016, against the annual target of Rs.401.84cr. i.e. 49% of the target.

House noted the performance under PMMY in the State.

Convener, SLBC requested bankers to expedite disposal of PMMY proposals by uploading on Ministry portal so that the achievement of the Annual target may be ensured by the year end.

Agenda 3 : Opening of Bank Branches in Unbanked Villages having population more than 5000 .

Out of the 19 Villages having population more than 5000 allotted to different Banks for opening of Brick and Mortar Branches, so far no Branch had been opened. Member Banks were requested to expedite the process of branch opening and report the developments in this regard.

Managing Director, TSCB Ltd. informed about opening two Branches in Rural areas at Singirbil under Chandipur Block in Unakoti District and Ompi Block Head Quarter in Gomati District by March'2017 to cater to the banking needs of those areas.

Agenda 4 : Financial Inclusion Plan

The House reviewed the progress of Pradhan Mantri Jan Dhan Yojana under which 839742 A/Cs had been opened in the State as on 09.11.2016. Aadhaar Seeding in the PMJDY accounts of the State stood at 69.51% as against 53.67% across the country as on 09.11.2016. Zero-balance accounts contributed 11.62% of the total PMJDY accounts opened up to 09.11.2016 as compared to the national average of 23.27%. All banks in the State issued RuPay cards to 58.52% PMJDY customers against national issuance of 76.21%. It was observed that RuPay Card delivery and activation still have a lot of scope for improvement and Banks need to act more proactively in these aspects so that beneficiaries get the benefit of Rs.1.00 lac inbuilt accident insurance.

The banks operating in the State had enrolled 3.69lac customers under PMSBY, 1.29 lac customers for PMJJBY and 6359 customers under APY as on 30.09.2016. House noted the performance under Social Security Schemes with a request to the bankers for coverage of each family under PMJJBY/ PMSBY schemes. Member banks were requested for timely submission of complete claim applications to Insurance Companies and also to take help of the SLBC Desk, if required, to reduce rejection of claim by the Insurance Companies.

The House also noted the performance of the 5 RSETIs which conducted 58 training programs with the participation of 1483 candidates during April-September 2016 of FY 2016-17.

The 14 Financial Literacy Centers in the State conducted 119 Camps during the quarter ended September 2016 while the 265 rural branches in the State conducted 696 camps during the same period. Shri N. P. Topno, General Manager, RBI, Agartala suggested holding minimum 3 such camps a quarter by each rural branch.

Agenda 5: CD Ratio of the Districts

CD Ratio of the State stood at 44% as on 30th Sept'2016 remaining unchanged since 30th Sept'2015. House noted the same and set a target of reaching CD Ratio at 51% at the end of FY 2016-17. The House also discussed that the CD ratio might be affected due to SBN deposits made during implementation of the Demonetization scheme. Banks need to increase its advances substantially in order to counter this impact.

5 out of 8 districts had reported positive growth in CD ratio as on 30th Sept'2016 over Sept'2015. CD Ratio of West Tripura district stood at 32% as on 30th Sept'2016. Special efforts should be taken by all banks to improve the CD ratio of this district for equitable allocation of credit in terms of deposits mobilized in the district.

Agenda 6: Implementation of Annual Credit Plan 2016-17

House reviewed the overall achievement under ACP during April to September 2016 of the financial year 2016-17. Banks operating in the State achieved 60% (Rs.2003.41cr.) of the credit disbursement target under ACP 2016-17. The disbursement during 1st two quarters of FY 2016-17 surpassed the corresponding figure of last year (2015-16) by 42%. Achievement under Priority Sector also stood at 61% at the end of September 2016' quarter of FY 2016-17. Achievement under Agriculture sector stood at 60%, while achievement under MSME & Other Priority Sector reached to 60% & 65% respectively.

Agenda 7: Kisan Credit Cards (2015-16)

All banks in the State had issued 25,399 KCCs covering Rs. 133.19 crore, thus achieving 51% of the annual target (50,000 Nos.) by the end of the 2nd quarter ending 30.09.2016.

Agricultural Insurance Company Ltd. (AICL) has been selected as the Nodal Agency for covering PMFBY in Tripura State during Rabi 2016. Crop-wise and District-wise Insurance premium is to be notified shortly and circulated to all concerned. The bankers were requested to increase coverage of farmers during Rabi season within 31.12.2016.

House also noted the formation of 35 Farmers' Clubs in the State during 1st two quarters of FY 2016-17. Concerned banks were requested to take proactive steps for formation of farmers' clubs as per target well before end of this financial year.

Agenda 8: Self Help Groups (SHG)

The House reviewed the performance of the Banks under NRLM/NERLP and WSHG for 1st two quarters of FY 2016-17. The Banks sanctioned 38 cases of SEP (IND) and 23 cases of SHG under NULM as at the end of 2nd quarter of current financial year against sponsored 367 cases under SEP (IND), 1 case under SEP (GR) and 41 cases under SHG.

Agenda 9: Recovery Performance of Banks

The House reviewed sector-wise and also Government Sponsored Scheme wise recovery of loan position as on 30.09.2016. Overall recovery percentage in respect of three broad sectors, viz. Agriculture, MSME and Other Prisec stood at 65% as on September 2016 as against 57% as on September 2015. There was no significant improvement in recovery under schematic lending. Recovery in SJSRY was 5%, SGSY was 18%, PMRY was 4%, PMEGP was 34%, while recovery in REGP (MMS) was 45% as on 30.09.2016. Line Departments of the State Government were requested to extend their support for improving recovery of schematic loans.

Agenda 10 : NPA position of Banks in Tripura.

Percentage of gross NPA increased to 6.81% as on Sept 2016 from 5.82% as on March' 2016. The outstanding amount under Written off A/Cs (Shadow Register) was around Rs. 77.29 crore which if added with the outstanding NPA, would rise to Rs.649.44 crore which was 7.73% of the gross advance as on 30.09.2016.

The House discussed about the improvement of recovery of loan dues in the State and requested help of the Line Departments for joint recovery drive. The Bankers who did not submit the Panchayet-wise defaulter list to the concerned authorities yet were requested to submit the same at the earliest.

Agenda 11: Performance of Banks in key areas in Tripura as on 30th Sept 2016

House reviewed the performance of the Banks as on **30th Sept 2016**. The overall Advance in the State witnessed y-o-y growth of 10% from Rs.7649.07 crore as on September 2015 to Rs.8404.47 crore as on September 2016. Similarly, y-o-y growth of 10% had been registered in Deposits which stood at Rs. 19079.92 crore as on September 2016 from Rs.17383.74 crore as on September 2015.

The House noted the y-o-y growth of 16% in lending to Priority Sectors (outstanding), 23% in lending to Weaker Section, 8% growth in lending to SC/ST borrowers and 5% growth in lending to Minority community as on 30.09.2016. MSME sector registered 7% y-o-y growth while Agriculture Sector achieved a y-o-y growth of 58% as on 30.09.2016.

Agenda 12: Performance under Govt. sponsored schemes

All banks sanctioned 1371 cases amounting to Rs.66.52cr. and disbursed in 1221 cases an amount of Rs.42.47cr. in PMEGP against the yearly target of 1500 cases as on September 2016 for FY 2015-16.

The increased target of PMEGP from 1500 to 1846 for FY 2016-17 as communicated by Govt. of Tripura was placed before the House for adoption. There had been no sanction against sponsored 2403 cases as on 30.09.2016 for FY 2016-17.

All banks sanctioned 2963 cases amounting to Rs.69.71cr. and disbursed in 2592 cases with an amount of Rs.54.78cr. in SWAVALAMBAN as on September 2016 against the yearly target of 3500 cases for FY 2015-16.

For FY 2016-17 as against a target of 4000 and 4796 sponsored cases, there had been no sanctioning as on 30.09.2016 for FY 2016-17.

All Bankers were requested to sanction the eligible cases within 15th January 2017 so that EDP training and disbursement of the cases can be completed on time.

House noted the performance of the Banks and also noted the progress of KCC-Fishery, Mini Dairy, DRI, etc. for the 1st two quarters of financial year 2016-17 ending on 30.09.2016.

Agenda 13: Financing Education Loan, Housing Loans and Specialized schemes in Tripura.

House noted the performance of the Banks in respect of disbursement made under Education loans to 161 students involving Rs 2.82 crore during 1st two quarters of FY 2016-17. The outstanding balance in Education Loans as on 30.09.2016 stood at Rs.112.77 crore in 3890 accounts.

Under Housing Loans, outstanding balance stood at Rs.1329.52 crore in 31961 accounts as on 30th Sept' 2016. House noted the progress.

Agenda 14: MSME financing under ACP.

House reviewed the overall achievement of MSME during FY 2016-17. All Banks had disbursed Rs 576.80 crore, registering an achievement of 60% against ACP target of Rs.967.06 crore during 1st two quarters of FY 2016-17.

Thereafter, the Convener SLBC of Tripura requested Shri N.P. Topno, General Manager, RBI to address the House.

Shri N. P. Topno, General Manager, RBI Agartala informed the House regarding RBI's initiative from the first day of demonetization process and their proactive role for bringing cash remittance from RBI Guwahati and RBI Kolkata and distribution of the same among Bank Branches throughout the State. He stated that ACP achievement during first two quarters was 60% but expressed concern over the performance of some banks. Similarly, He requested all the Banks to contribute equally for improvement of CD ratio in the State during next two quarters and observed that the Banks should open Ultra Small Branches in the designated 19 villages having population more than 5000 by 31st March 2017, in case opening of full-fledged branch is not perceived to be viable at the moment. He stressed on financial literacy in rural areas by rural branches and FLCs and requested to ensure that each rural branch would continue to hold at least one literacy camp in a month as per RBI guidelines. He also stressed on the importance of Digital Financial Literacy in the wake of Demonetization and initiatives towards moving to a digital payment economy with the active involvement of Banks, NABARD and State Government.

Shri Sunil Kumar, General Manager, NABARD during his deliberation informed the House regarding movement towards digital/cashless payment systems during post demonetization scenario. In order to move towards cashless system, the initiatives taken by NABARD were narrated. He informed that NABARD would provide 2 POS machines per village (Tier 5 and 6 areas) with financial support from NABARD's Financial Inclusion Fund. He also stated that NABARD would provide support from FIF for issuance of EMV chip-based RuPay Kisan Credit Cards to eligible farmers. Importance of Digital Financial Awareness and Literacy in the present scenario among the rural people was stressed. He urged upon the Banks to conduct more awareness camps with the assistance of the fund granted by NABARD to the tune of Rs.15,000 per camp. He also informed the House that the issue of Credit Guarantee Coverage under Stand-Up India and MUDRA schemes for TGB & TSCB would be escalated to NABARD's Central Office so that the RRBs and Cooperative Banks may be encouraged to sanction loans under these schemes and avail the benefits of Guarantee coverage. He stated that NABARD would provide posters and hoardings in Bengali for bank branches and Block offices respectively for wide publicity of Stand-Up India Scheme. He requested the banks for coverage of all eligible crop loans under Pradhan Mantri Fasal Bima Yojana during Rabi season and informed the House about digitization of SHG data in the concerned districts.

After threadbare discussion the following major Action Points emerged from the meeting.

- Formation of Farmers' Clubs as per allocation given to Banks. **(Action: All Banks & NABARD).**
- All Banks are to exert efforts jointly to raise the CD ratio of the State to 51% as on 31.03.2017. **(Action: All Banks & State Government).**
- The District Administration would continue to review the CD ratio of the districts in all DCC meetings and Action points should be decided for all districts to push up the CD ratio. Extra efforts

should be initiated for West Tripura District to improve its CD ratio with high ticket loan accounts. **(Action: All Banks & LDMs).**

- 100% disbursement targets set against all sectors under ACP 2016-17 is to be achieved **(Action: All Banks).**
- All Banks are to exert efforts to issue KCCs to all eligible farmers within 31.03.2017 **(Action: All Banks and Agriculture Department).**
- Each FLC and rural branch would conduct minimum one outdoor / indoor literacy camp once a month. **(Action: All FLC & Rural branches).**
- All Banks are to exert effort to achieve Mudra Target for FY 2016-17 as on 31.03.2017 **(Action: All Banks).**
- All Banks are to exert effort to achieve Stand-Up India Targets for FY 2016-17 **(Action: All Banks).**
- Banks to submit status report on opening of branches in unbanked villages having population above 5000 **(Action: Banks).**
- All Banks to exert effort to cover all eligible farmers under PMFBY during Rabi Season **(Action: Banks & Agriculture Department).**
- Bankers to prepare and submit Panchayat wise defaulter list to GPs to take support of the Panchayats in recovery of loans **(Action: All Banks & Panchayet Offices).**
- NABARD to take up with their Central Office in respect of extending credit guarantee under CGTMSE / other credit guarantee coverage schemes to RRB and State Cooperative Banks so that TGB and TSCB may be also take the benefit while sanctioning MUDRA and SUI loans.. **(Action: NABARD).**

Vote of Thanks.

DGM & CRM, United Bank of India, Tripura Region while expressing his privilege to offer vote of thanks, conveyed heartfelt thanks to Dr. G. S. G. Ayyangar, Principal Secretary (Rural Development & Agriculture), Govt. of Tripura, Shri M. Nagaraju, Principal Secretary, Finance and Industries & Commerce, and all other dignitaries from Govt. of Tripura, RBI, NABARD, Banks and other Agencies for attending the meeting and taking active part in the deliberations.

*****XXXXXXXX*****

**LIST OF THE PARTICIPANTS AT THE 119th MEETING OF THE SLBC
FOR THE STATE OF TRIPURA
HELD AT PRAGNA BHAWAN, HALL NO.4, AGARTALA ON 12.12.2016 AT 11:30 A.M.**

Sl. No.	Name of the dignitaries	Designation/Office/Institution
I	CHAired BY	
1	Shri K.V. Rama Moorthy	Executive Director, United Bank of India,
II	GOVT. OFFICIALS	
2	Dr. G.S.G. Ayyangar	Principal Secretary, RD & Agri, Govt. of Tripura
3	Shri M. Nagaraju	Principal Secretary, Finance and I & C, Govt. of Tripura
4	Shri Sahadeb Das	DIF, Govt. of Tripura
5	Shri V.George Jenner	Special Secretary
6	Shri Sajal Biswas	Dy. Director-UDD
7	Shri S.K. Sarkar	Jt. Director(I & C), GoT
8	Shri Sunil Bhaumik	Asstt. Director, ARDD (Dairy),Agartala
9	Shri Ashutosh Saha	Nodal Asstt.(PMEGP) -TKVIB
10	Shri Dhanraj Lama	Executive-KVIC
11	Shri D.K. Das	Ext. Officer-KVIB
12	Shri Kaizar Dev Barman	TKVIB
III	RBI/NABARD/SIDBI/NHB/ INSURANCE COMPANIES/ BSNL/ OTHERS	Designation/Office/Institution
13	Shri N.P. Topno	General Manager, RBI-Agartala
14	Shri Sunil Kumar	General Manager, NABARD-Agartala
15	Shri S.N.Chattopadhyay	AGM,RBI
16	Shri N.C. Debnath	Manager, SIDBI
17	Shri Rana Debbarman	Asstt. Manager- HUDCO Ltd.
IV	COMMERCIAL BANKS	Designation/Office/Institution
18	Shri Manas Dhar	General Manager, UBI & Convener, SLBC-Tripura
19	Shri M. Dohare	DGM & CRM, UBI, Tripura
20	Shri Upendra Sabar	Chairman, TGB
21	Shri Bikramjit Shom	DGM, Prisec-UBI-HO
22	Shri Swapan Kr. Saha	MD, TSCB Ltd.
23	Shri Bhajan Ch. Roy	AGM, UBI-Tripura
24	Shri Deepak Choudhury	Regional Manager(Urban)- SBI, Tripura
25	Shri Shyamal Choudhury	Chief Manager(Rural)- SBI, Tripura
26	Shri H.D. Sangma	Chief Manager-UCO Bank
27	Shri Dipankar Ambuly	GM, TGB
28	Shri Babul Ch. Sarma	State Director-RSETIs
29	Shri Rupam Dey	Asstt. Manager-Federal Bank

30	Shri Hemanta Bora	Chief Manager, Allahabad Bank
31	Mr. Mohd. Ali	Chief Manager, Central Bank of India
32	Shri Swapan Kr. Das	Chief Manager-UBI
33	Shri Shiv Shankar Shahdev	Chief Manager, Indian Overseas Bank
34	Shri Suvendu Bikash Jotdar	Sr. Branch Manager-Syndicate Bank
35	Shri S.K. Rafizuddin	Sr. Manager, Indian Bank
36	Shri L. Prasad	Chief Manager-Union Bank
37	Shri S. Roy	Regional Manager, ICICI Bank
38	Shri A. Debbarma	Asstt. Development Officer-ACUB Ltd.
39	Shri Subrata Chakraborty	DCO, RBO, SBI
40	Shri Arindam Roy	Manager-PNB
41	Smt. Pradipta Aine	Sr. Branch Manager, Bharatiya Mahila Bank
42	Shri Suvrajyoti Das	Sr. Manager-P& SB
43	Shri Sumit Mazumder	Manager-IDBI Bank
44	Shri Subhrajit Chakraborty	Manager-IndusInd Bank
45	Shri Janardan Bose	Chief Manager, SLBC UBI
46	Shri Ratan Kr. Tiwari	Branch Manager, Andhra Bank
47	Shri Tapan Bhattacharya	Sr. Manager-Union Bank of India
48	Shri Deboraj Bhattacharjee	Chief Manager, ICICI Bank
49	Shri P. Dutta Choudhury	Officer-Grade-III, TCARDB
50	Shri Santiranjan Bhattacharjee	Chief Manager(C&R), TGB
51	Shri Sandeep Goon	A.M. -South Indian Bank
52	Shri Sanjib Singh	BM, HDFC Bank
53	Shri Vijay Kumar	Br. Manager-Dena Bank
54	Shri Dibakar P. Bhattacharjee	AVP & CTM, Bandhan Bank
55	Shri Siddhartha Bhaumik	Jr. Executive, KVIC-Agartala
56	Shri Shradhanand Soren	Director, RUDSETI Agartala
57	Shri Partha Pratim Ray	Chief Manager-Canara Bank
58	Shri Suhash Chandra Paul	Br. Manager- Corporation bank
59	Shri Dhruva Sarkkar	Sr. Manager-Kotak Mahindra Bank
60	Shri Souptik Ghoshal	Manager-UBI(H.O.)
61	Shri Saktipada Das	Manager(Operation)-Axis Bank
62	Shri Musa Karim Sardar	LDM, North & Unakoti-UBI
63	Shri M.K. Devvarman	LDM, Dhalai & Khowai, UBI
64	Shri Subrata Mandal	LDM, West & Sepahijala, UBI
65	Shri Tamal Debbarman	Officer-SLBC & FI, Tripura

*****XXXX*****



त्रिपुरा हेतु राज्य स्तरीय बैंकर्स समिति की बैठक

STATE LEVEL BANKERS' COMMITTEE MEETING
FOR TRIPURA

120th
१२० वी



कार्यसूची टिप्पण ★ AGENDA NOTES

December'2016
दिसम्बर'२०१६



युनाइटेड बैंक ऑफ इंडिया
(भारत सरकार का उपक्रम)
आपका बैंक



United Bank of India
(A Govt. of India Undertaking)
The Bank that begins with U